

General Information

Service Consumption

7,589 Annual Unlinked Trips (UPT)

Service Supplied

27,799 Annual Vehicle Revenue Miles (VRM)
 3,562 Annual Vehicle Revenue Hours (VRH)

Summary of Operating Expenses (OE)

\$66,820 Total Operating Expenses

Database Information

NTDID: 7R03-70134

Reporter Type: Rural General Public Transit

Financial Information

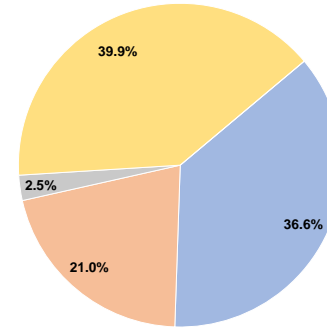
Sources of Operating Funds Expended

Fare Revenues	\$24,488	36.6%
Local Funds	\$13,999	21.0%
State Funds	\$1,688	2.5%
Federal Assistance	\$26,645	39.9%
Other Funds	\$0	0.0%
Total Operating Funds Expended	\$66,820	100.0%

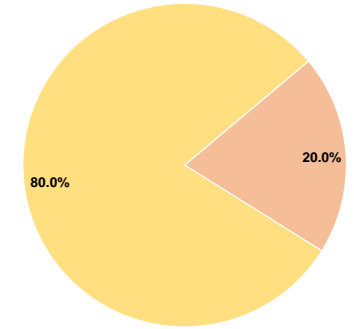
Sources of Capital Funds Expended

Fare Revenues	\$0	0.0%
Local Funds	\$9,879	20.0%
State Funds	\$0	0.0%
Federal Assistance	\$39,517	80.0%
Other Funds	\$0	0.0%
Total Capital Funds Expended	\$49,396	100.0%

Operating Funding Sources



Capital Funding Sources



Modal Characteristics

Operation Characteristics

Vehicles Operated at Maximum Service

Mode	Directly Operated	Purchased Transportation	Operating Expenses	Fare Revenues	Uses of Capital Funds	Annual Unlinked Trips	Annual Vehicle Revenue Miles	Annual Vehicle Revenue Hours
Demand Response	1	-	\$66,820	\$24,488	\$49,396	7,589	27,799	3,562
Total	1	-	\$66,820	\$24,488	\$49,396	7,589	27,799	3,562

Performance Measures

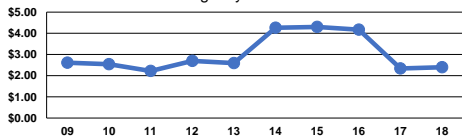
Service Efficiency

Mode	Operating Expenses per Vehicle Revenue Mile	Operating Expenses per Vehicle Revenue Hour
Demand Response	\$2.40	\$18.76
Total	\$2.40	\$18.76

Service Effectiveness

Mode	Operating Expenses per Unlinked Passenger Trip	Unlinked Trips per Vehicle Revenue Mile	Unlinked Trips per Vehicle Revenue Hour
Demand Response	\$8.80	0.3	2.1
Total	\$8.80	0.3	2.1

Operating Expense per Vehicle Revenue Mile: Agency Total



Unlinked Passenger Trips per Vehicle Revenue Mile: Agency Total

