

Mississippi County Transit System, Inc.

2018 Annual Agency Profile

P. O. Box 193
274 S. Clay Morgan, Industrial Park
East Prairie, MO 63845-1123

General Information

Service Consumption

19,839 Annual Unlinked Trips (UPT)

Service Supplied

199,698 Annual Vehicle Revenue Miles (VRM)

9,268 Annual Vehicle Revenue Hours (VRH)

Summary of Operating Expenses (OE)

\$321,821 Total Operating Expenses

Database Information

NTDID: 7R03-70140

Reporter Type: Rural General Public Transit

Financial Information

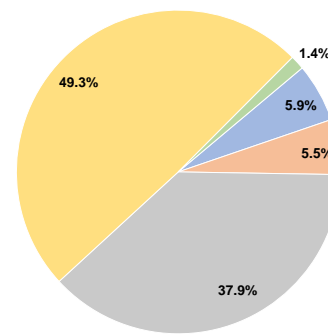
Sources of Operating Funds Expended

Fare Revenues	\$18,878	5.9%
Local Funds	\$17,732	5.5%
State Funds	\$121,995	37.9%
Federal Assistance	\$158,685	49.3%
Other Funds	\$4,531	1.4%
Total Operating Funds Expended	\$321,821	100.0%

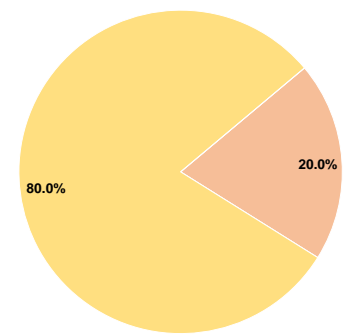
Sources of Capital Funds Expended

Fare Revenues	\$0	0.0%
Local Funds	\$10,966	20.0%
State Funds	\$0	0.0%
Federal Assistance	\$43,862	80.0%
Other Funds	\$0	0.0%
Total Capital Funds Expended	\$54,828	100.0%

Operating Funding Sources



Capital Funding Sources



Modal Characteristics

Operation Characteristics

Vehicles Operated at Maximum Service

Mode	Directly Operated	Purchased Transportation	Operating Expenses	Fare Revenues	Uses of Capital Funds	Annual Unlinked Trips	Annual Vehicle Revenue Miles	Annual Vehicle Revenue Hours
Demand Response	6	-	\$321,821	\$18,878	\$54,828	19,839	199,698	9,268
Total	6	-	\$321,821	\$18,878	\$54,828	19,839	199,698	9,268

Performance Measures

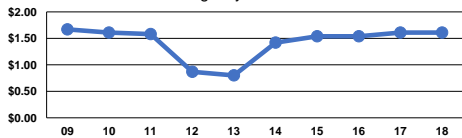
Service Efficiency

Mode	Operating Expenses per Vehicle Revenue Mile	Operating Expenses per Vehicle Revenue Hour
Demand Response	\$1.61	\$34.72
Total	\$1.61	\$34.72

Service Effectiveness

Mode	Operating Expenses per Unlinked Passenger Trip	Unlinked Trips per Vehicle Revenue Mile	Unlinked Trips per Vehicle Revenue Hour
Demand Response	\$16.22	0.1	2.1
Total	\$16.22	0.1	2.1

Operating Expense per Vehicle Revenue Mile: Agency Total



Unlinked Passenger Trips per Vehicle Revenue Mile: Agency Total

