

General Information

Service Consumption

33,420 Annual Unlinked Trips (UPT)

Service Supplied

280,320 Annual Vehicle Revenue Miles (VRM)
18,837 Annual Vehicle Revenue Hours (VRH)

Summary of Operating Expenses (OE)

\$558,518 Total Operating Expenses

Database Information

NTDID: 7R03-70263

Reporter Type: Rural General Public Transit

Financial Information

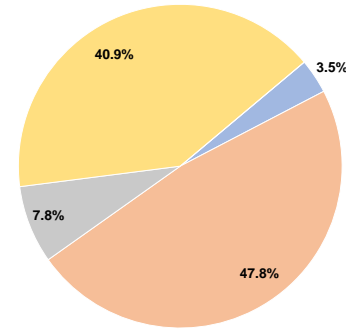
Sources of Operating Funds Expended

| | | |
|---------------------------------------|------------------|---------------|
| Fare Revenues | \$19,336 | 3.5% |
| Local Funds | \$267,187 | 47.8% |
| State Funds | \$43,495 | 7.8% |
| Federal Assistance | \$228,500 | 40.9% |
| Other Funds | \$0 | 0.0% |
| Total Operating Funds Expended | \$558,518 | 100.0% |

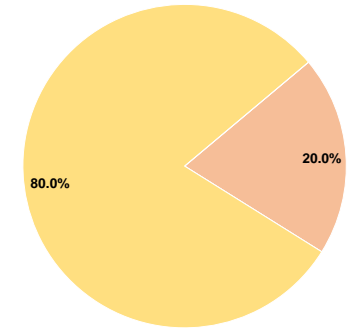
Sources of Capital Funds Expended

| | | |
|-------------------------------------|------------------|---------------|
| Fare Revenues | \$0 | 0.0% |
| Local Funds | \$45,060 | 20.0% |
| State Funds | \$0 | 0.0% |
| Federal Assistance | \$180,240 | 80.0% |
| Other Funds | \$0 | 0.0% |
| Total Capital Funds Expended | \$225,300 | 100.0% |

Operating Funding Sources



Capital Funding Sources



Modal Characteristics

Operation Characteristics

Vehicles Operated at Maximum Service

| Mode | Directly Operated | Purchased Transportation | Operating Expenses | Fare Revenues | Uses of Capital Funds | Annual Unlinked Trips | Annual Vehicle Revenue Miles | Annual Vehicle Revenue Hours |
|-----------------|-------------------|--------------------------|--------------------|-----------------|-----------------------|-----------------------|------------------------------|------------------------------|
| Demand Response | 11 | - | \$558,518 | \$19,336 | \$225,300 | 33,420 | 280,320 | 18,837 |
| Total | 11 | - | \$558,518 | \$19,336 | \$225,300 | 33,420 | 280,320 | 18,837 |

Performance Measures

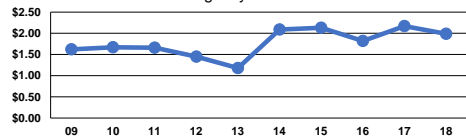
Service Efficiency

| Mode | Operating Expenses per Vehicle Revenue Mile | Operating Expenses per Vehicle Revenue Hour |
|-----------------|---|---|
| Demand Response | \$1.99 | \$29.65 |
| Total | \$1.99 | \$29.65 |

Service Effectiveness

| Mode | Operating Expenses per Unlinked Passenger Trip | Unlinked Trips per Vehicle Revenue Mile | Unlinked Trips per Vehicle Revenue Hour |
|-----------------|--|---|---|
| Demand Response | \$16.71 | 0.1 | 1.8 |
| Total | \$16.71 | 0.1 | 1.8 |

Operating Expense per Vehicle Revenue Mile: Agency Total



Unlinked Passenger Trips per Vehicle Revenue Mile: Agency Total

