

City of North Platte

2018 Annual Agency Profile

General Information

Service Consumption

72,143 Annual Unlinked Trips (UPT)

Service Supplied

163,125 Annual Vehicle Revenue Miles (VRM)
14,192 Annual Vehicle Revenue Hours (VRH)

Summary of Operating Expenses (OE)

\$688,670 Total Operating Expenses

Database Information

NTDID: 7R04-70153

Reporter Type: Rural General Public Transit

Financial Information

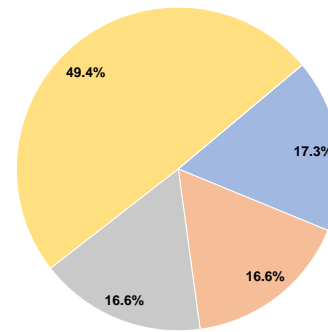
Sources of Operating Funds Expended

Fare Revenues	\$119,219	17.3%
Local Funds	\$114,593	16.6%
State Funds	\$114,593	16.6%
Federal Assistance	\$340,265	49.4%
Other Funds	\$0	0.0%
Total Operating Funds Expended	\$688,670	100.0%

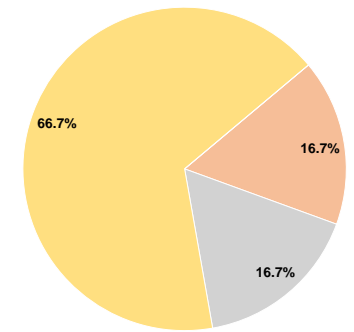
Sources of Capital Funds Expended

Fare Revenues	\$0	0.0%
Local Funds	\$11,677	16.7%
State Funds	\$11,677	16.7%
Federal Assistance	\$46,704	66.7%
Other Funds	\$0	0.0%
Total Capital Funds Expended	\$70,058	100.0%

Operating Funding Sources



Capital Funding Sources



Modal Characteristics

Operation Characteristics

Vehicles Operated at Maximum Service

Mode	Directly Operated	Purchased Transportation	Operating Expenses	Fare Revenues	Uses of Capital Funds	Annual Unlinked Trips	Annual Vehicle Revenue Miles	Annual Vehicle Revenue Hours
Demand Response	12	-	\$688,670	\$119,219	\$70,058	72,143	163,125	14,192
Total	12	-	\$688,670	\$119,219	\$70,058	72,143	163,125	14,192

Performance Measures

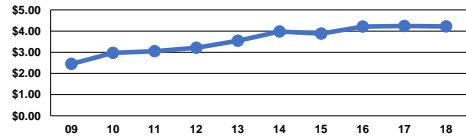
Service Efficiency

Mode	Operating Expenses per Vehicle Revenue Mile	Operating Expenses per Vehicle Revenue Hour
Demand Response	\$4.22	\$48.53
Total	\$4.22	\$48.53

Service Effectiveness

Mode	Operating Expenses per Unlinked Passenger Trip	Unlinked Trips per Vehicle Revenue Mile	Unlinked Trips per Vehicle Revenue Hour
Demand Response	\$9.55	0.4	5.1
Total	\$9.55	0.4	5.1

Operating Expense per Vehicle Revenue Mile: Agency Total



Unlinked Passenger Trips per Vehicle Revenue Mile: Agency Total

