

# Saunders County Transportation

2018 Annual Agency Profile

## General Information

### Service Consumption

2,150 Annual Unlinked Trips (UPT)

### Service Supplied

16,897 Annual Vehicle Revenue Miles (VRM)  
998 Annual Vehicle Revenue Hours (VRH)

### Summary of Operating Expenses (OE)

\$77,840 Total Operating Expenses

### Database Information

NTDID: 7R04-70253

Reporter Type: Rural General Public Transit

## Financial Information

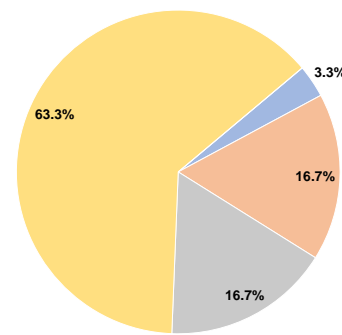
### Sources of Operating Funds Expended

Fare Revenues	\$2,543	3.3%
Local Funds	\$13,029	16.7%
State Funds	\$13,029	16.7%
Federal Assistance	\$49,239	63.3%
Other Funds	\$0	0.0%
<b>Total Operating Funds Expended</b>	<b>\$77,840</b>	<b>100.0%</b>

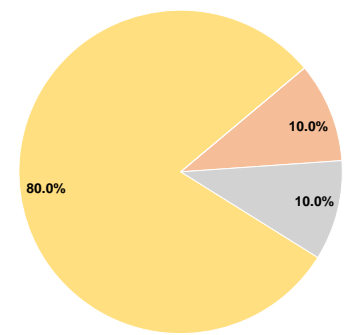
### Sources of Capital Funds Expended

Fare Revenues	\$0	0.0%
Local Funds	\$5,838	10.0%
State Funds	\$5,838	10.0%
Federal Assistance	\$46,704	80.0%
Other Funds	\$0	0.0%
<b>Total Capital Funds Expended</b>	<b>\$58,380</b>	<b>100.0%</b>

### Operating Funding Sources



### Capital Funding Sources



## Modal Characteristics

### Operation Characteristics

#### Vehicles Operated at Maximum Service

Mode	Directly Operated	Purchased Transportation	Operating Expenses	Fare Revenues	Uses of Capital Funds	Annual Unlinked Trips	Annual Vehicle Revenue Miles	Annual Vehicle Revenue Hours
Demand Response	3	-	\$77,840	\$2,543	\$58,380	2,150	16,897	998
<b>Total</b>	<b>3</b>	<b>-</b>	<b>\$77,840</b>	<b>\$2,543</b>	<b>\$58,380</b>	<b>2,150</b>	<b>16,897</b>	<b>998</b>

### Performance Measures

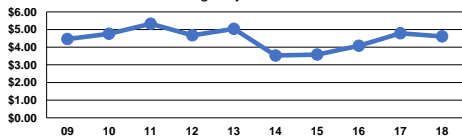
#### Service Efficiency

Mode	Operating Expenses per Vehicle Revenue Mile	Operating Expenses per Vehicle Revenue Hour
Demand Response	\$4.61	\$78.00
<b>Total</b>	<b>\$4.61</b>	<b>\$78.00</b>

#### Service Effectiveness

Mode	Operating Expenses per Unlinked Passenger Trip	Unlinked Trips per Vehicle Revenue Mile	Unlinked Trips per Vehicle Revenue Hour
Demand Response	\$36.20	0.1	2.2
<b>Total</b>	<b>\$36.20</b>	<b>0.1</b>	<b>2.2</b>

Operating Expense per Vehicle Revenue Mile: Agency Total



Unlinked Passenger Trips per Vehicle Revenue Mile: Agency Total

