

General Information

Federally Recognized Tribal Statistical Areas

Spirit Lake Reservation, ND

Service Consumption

12,607 Annual Unlinked Trips (UPT)

Service Supplied

204,645 Annual Vehicle Revenue Miles (VRM)
9,446 Annual Vehicle Revenue Hours (VRH)

Database Information

NTDID: 88128
Reporter Type: Tribal Reporter

Financial Information

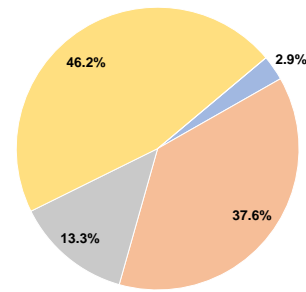
Sources of Operating Funds Expended

Fare Revenues	\$10,950	2.9%
Local Funds	\$142,950	37.6%
State Funds	\$50,600	13.3%
Federal Assistance	\$175,547	46.2%
Other Funds	\$0	0.0%
Total Operating Funds Expended	\$380,047	100.0%

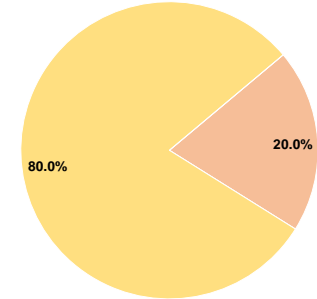
Sources of Capital Funds Expended

Fare Revenues	\$0	0.0%
Local Funds	\$13,020	20.0%
State Funds	\$0	0.0%
Federal Assistance	\$52,080	80.0%
Other Funds	\$0	0.0%
Total Capital Funds Expended	\$65,100	100.0%

Operating Funding Sources



Capital Funding Sources



Modal Characteristics

Operation Characteristics

Vehicles Operated at Maximum Service

Mode	Directly Operated	Purchased Transportation	Operating Expenses	Fare Revenues	Uses of Capital Funds	Annual Unlinked Trips	Annual Vehicle Revenue Miles	Annual Vehicle Revenue Hours	Average Fleet Age in Years ^a
Demand Response	5	-	\$380,047	\$10,950	\$65,100	12,607	204,645	9,446	5.0
Total	5	-	\$380,047	\$10,950	\$65,100	12,607	204,645	9,446	

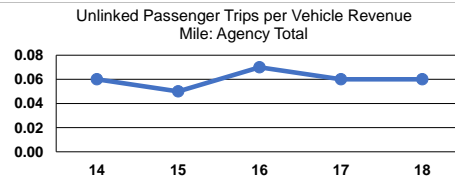
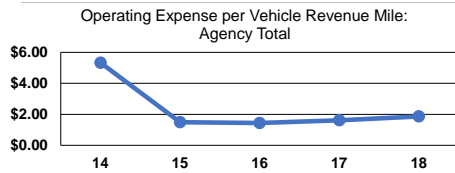
Performance Measures

Service Efficiency

Mode	Operating Expenses per Vehicle Revenue Mile	Operating Expenses per Vehicle Revenue Hour
Demand Response	\$1.86	\$40.23
Total	\$1.86	\$40.23

Service Effectiveness

Mode	Operating Expenses per Unlinked Passenger Trip	Unlinked Trips per Vehicle Revenue Mile	Unlinked Trips per Vehicle Revenue Hour
Demand Response	\$30.15	0.1	1.3
Total	\$30.15	0.1	1.3



Notes:

^aDemand Response - Taxi (DT) and non-dedicated fleets do not report fleet age data.