

# Standing Rock Public Transportation

2018 Annual Agency Profile

## General Information

### Federally Recognized Tribal Statistical Areas

Standing Rock Reservation, SD--ND

### Service Consumption

18,748 Annual Unlinked Trips (UPT)

### Service Supplied

224,372 Annual Vehicle Revenue Miles (VRM)  
9,870 Annual Vehicle Revenue Hours (VRH)

### Database Information

NTDID: 88140

Reporter Type: Tribal Reporter

## Financial Information

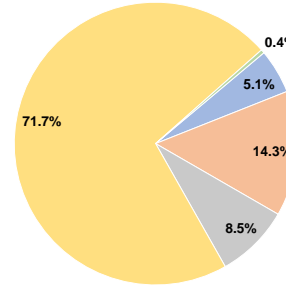
### Sources of Operating Funds Expended

Fare Revenues	\$58,091	5.1%
Local Funds	\$163,345	14.3%
State Funds	\$96,509	8.5%
Federal Assistance	\$816,507	71.7%
Other Funds	\$4,750	0.4%
<b>Total Operating Funds Expended</b>	<b>\$1,139,202</b>	<b>100.0%</b>

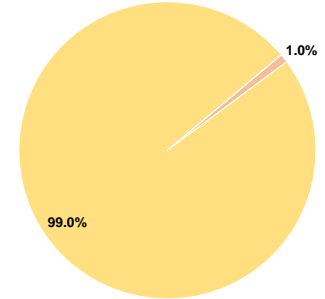
### Sources of Capital Funds Expended

Fare Revenues	\$0	0.0%
Local Funds	\$1,862	1.0%
State Funds	\$0	0.0%
Federal Assistance	\$192,140	99.0%
Other Funds	\$0	0.0%
<b>Total Capital Funds Expended</b>	<b>\$194,002</b>	<b>100.0%</b>

### Operating Funding Sources



### Capital Funding Sources



## Modal Characteristics

### Operation Characteristics

#### Vehicles Operated at Maximum Service

Mode	Directly Operated	Purchased Transportation	Operating Expenses	Fare Revenues	Uses of Capital Funds	Annual Unlinked Trips	Annual Vehicle Revenue Miles	Annual Vehicle Revenue Hours	Average Fleet Age in Years <sup>a</sup>
Demand Response	15	-	\$1,139,202	\$58,091	\$194,002	18,748	224,372	9,870	3.9
<b>Total</b>	<b>15</b>	<b>-</b>	<b>\$1,139,202</b>	<b>\$58,091</b>	<b>\$194,002</b>	<b>18,748</b>	<b>224,372</b>	<b>9,870</b>	

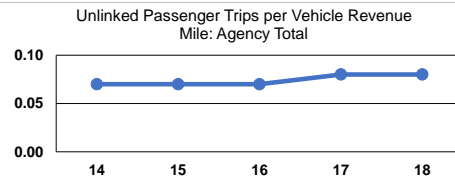
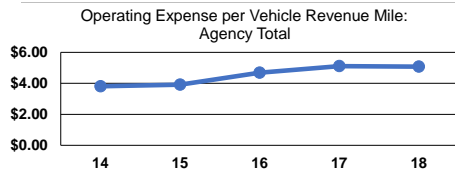
### Performance Measures

#### Service Efficiency

Mode	Operating Expenses per Vehicle Revenue Mile	Operating Expenses per Vehicle Revenue Hour
Demand Response	\$5.08	\$115.42
<b>Total</b>	<b>\$5.08</b>	<b>\$115.42</b>

#### Service Effectiveness

Mode	Operating Expenses per Unlinked Passenger Trip	Unlinked Trips per Vehicle Revenue Mile	Unlinked Trips per Vehicle Revenue Hour
Demand Response	\$60.76	0.1	1.9
<b>Total</b>	<b>\$60.76</b>	<b>0.1</b>	<b>1.9</b>



**Notes:**

<sup>a</sup>Demand Response - Taxi (DT) and non-dedicated fleets do not report fleet age data.