

Chippewa Cree Tribe

2018 Annual Agency Profile

General Information

Federally Recognized Tribal Statistical Areas
Rocky Boy's Reservation and Off-Reservation Trust Land, MT

Service Consumption
12,829 Annual Unlinked Trips (UPT)

Service Supplied
124,696 Annual Vehicle Revenue Miles (VRM)
5,512 Annual Vehicle Revenue Hours (VRH)

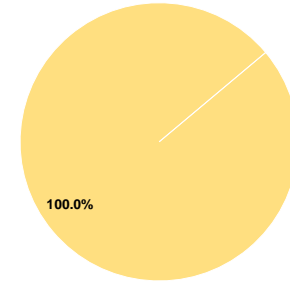
Database Information
NTDID: 88164
Reporter Type: Tribal Reporter

Financial Information

Sources of Operating Funds Expended		
Fare Revenues	\$0	0.0%
Local Funds	\$0	0.0%
State Funds	\$0	0.0%
Federal Assistance	\$337,931	100.0%
Other Funds	\$0	0.0%
Total Operating Funds Expended	\$337,931	100.0%

Sources of Capital Funds Expended		
Fare Revenues	\$0	
Local Funds	\$0	
State Funds	\$0	
Federal Assistance	\$0	
Other Funds	\$0	
Total Capital Funds Expended	\$0	

Operating Funding Sources



Modal Characteristics

Operation Characteristics

Vehicles Operated at Maximum Service

Mode	Directly Operated	Purchased Transportation	Operating Expenses	Fare Revenues	Uses of Capital Funds	Annual Unlinked Trips	Annual Vehicle Revenue Miles	Annual Vehicle Revenue Hours	Average Fleet Age in Years ^a
Demand Response	2	-	\$117,831	\$0	\$0	7,817	73,150	2,298	3.6
Bus	2	-	\$220,100	\$0	\$0	5,012	51,546	3,214	1.0
Total	4	-	\$337,931	\$0	\$0	12,829	124,696	5,512	

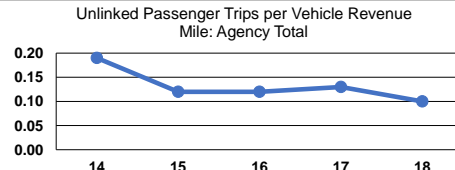
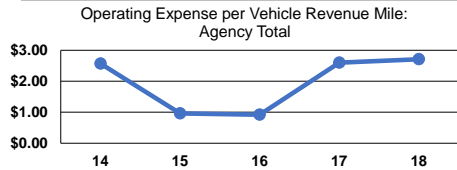
Performance Measures

Service Efficiency

Mode	Operating Expenses per Vehicle Revenue Mile	Operating Expenses per Vehicle Revenue Hour
Demand Response	\$1.61	\$51.28
Bus	\$4.27	\$68.48
Total	\$2.71	\$61.31

Service Effectiveness

Mode	Operating Expenses per Unlinked Passenger Trip	Unlinked Trips per Vehicle Revenue Mile	Unlinked Trips per Vehicle Revenue Hour
Demand Response	\$15.07	0.1	3.4
Bus	\$43.91	0.1	1.6
Total	\$26.34	0.1	2.3



Notes:
^aDemand Response - Taxi (DT) and non-dedicated fleets do not report fleet age data.