http://www.ci.la-junta.co.us
102 East 2nd Street
P.O. Box 489
La Junta, CO 81050

City of La Junta

2018 Annual Agency Profile

General Information

Service Consumption

17,784 **Annual Unlinked Trips (UPT)**

Service Supplied

31,643 **Annual Vehicle Revenue Miles (VRM)**
1,816 **Annual Vehicle Revenue Hours (VRH)**

Summary of Operating Expenses (OE)

$156,016 **Total Operating Expenses**

Database Information

NTDID: 8R01-80225
Reporter Type: Rural General Public Transit

Financial Information

Sources of Operating Funds Expended

Fare Revenues	$0	0.0%
Local Funds	$84,999	54.5%
State Funds	$0	0.0%
Federal Assistance	$71,017	45.5%
Other Funds	$0	0.0%
Total Operating Funds Expended	**$156,016**	100.0%

Sources of Capital Funds Expended

Fare Revenues	$0
Local Funds	$0
State Funds	$0
Federal Assistance	$0
Other Funds	$0
Total Capital Funds Expended	**$0**

Operating Funding Sources

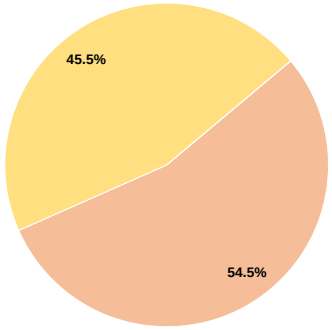

Modal Characteristics

Operation Characteristics

Mode	Vehicles Operated at Maximum Service: Directly Operated	Vehicles Operated at Maximum Service: Purchased Transportation	Operating Expenses	Fare Revenues	Uses of Capital Funds	Annual Unlinked Trips	Annual Vehicle Revenue Miles	Annual Vehicle Revenue Hours
Demand Response	2	-	$151,336	$0	$0	17,149	30,696	1,745
Bus	2	-	$4,680	$0	$0	635	947	71
Total	**4**	**-**	**$156,016**	**$0**	**$0**	**17,784**	**31,643**	**1,816**

Performance Measures

Service Efficiency

Mode	Operating Expenses per Vehicle Revenue Mile	Operating Expenses per Vehicle Revenue Hour
Demand Response	$4.93	$86.73
Bus	$4.94	$65.92
Total	**$4.93**	**$85.91**

Service Effectiveness

Mode	Operating Expenses per Unlinked Passenger Trip	Unlinked Trips per Vehicle Revenue Mile	Unlinked Trips per Vehicle Revenue Hour
Demand Response	$8.82	0.6	9.8
Bus	$7.37	0.7	8.9
Total	**$8.77**	**0.6**	**9.8**

Operating Expense per Vehicle Revenue Mile: Agency Total

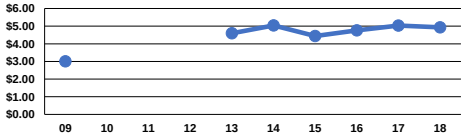
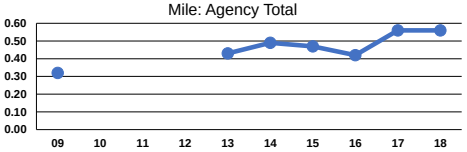
Unlinked Passenger Trips per Vehicle Revenue Mile: Agency Total