

# Senior Resource Development Agency, Pueblo, Inc. dba SRDA

2018 Annual Agency Profile

## General Information

### Service Consumption

22,625 Annual Unlinked Trips (UPT)

### Service Supplied

373,942 Annual Vehicle Revenue Miles (VRM)  
 17,323 Annual Vehicle Revenue Hours (VRH)

### Summary of Operating Expenses (OE)

\$943,303 Total Operating Expenses

### Database Information

NTDID: 8R01-80267

Reporter Type: Rural General Public Transit

## Financial Information

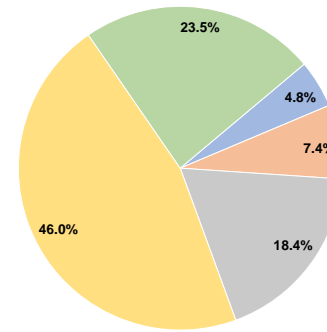
### Sources of Operating Funds Expended

Fare Revenues	\$44,903	4.8%
Local Funds	\$69,972	7.4%
State Funds	\$173,116	18.4%
Federal Assistance	\$433,655	46.0%
Other Funds	\$221,657	23.5%
<b>Total Operating Funds Expended</b>	<b>\$943,303</b>	<b>100.0%</b>

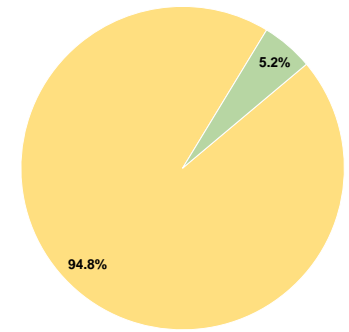
### Sources of Capital Funds Expended

Fare Revenues	\$0	0.0%
Local Funds	\$0	0.0%
State Funds	\$0	0.0%
Federal Assistance	\$65,610	94.8%
Other Funds	\$3,593	5.2%
<b>Total Capital Funds Expended</b>	<b>\$69,203</b>	<b>100.0%</b>

### Operating Funding Sources



### Capital Funding Sources



## Modal Characteristics

### Operation Characteristics

#### Vehicles Operated at Maximum Service

Mode	Directly Operated	Purchased Transportation	Operating Expenses	Fare Revenues	Uses of Capital Funds	Annual Unlinked Trips	Annual Vehicle Revenue Miles	Annual Vehicle Revenue Hours
Demand Response	10	-	\$735,050	\$10,686	\$69,203	19,039	225,580	13,076
Bus	2	-	\$208,253	\$34,217	\$0	3,586	148,362	4,247
<b>Total</b>	<b>12</b>	<b>-</b>	<b>\$943,303</b>	<b>\$44,903</b>	<b>\$69,203</b>	<b>22,625</b>	<b>373,942</b>	<b>17,323</b>

### Performance Measures

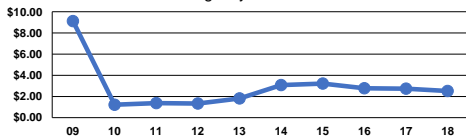
#### Service Efficiency

Mode	Operating Expenses per Vehicle Revenue Mile	Operating Expenses per Vehicle Revenue Hour
Demand Response	\$3.26	\$56.21
Bus	\$1.40	\$49.04
<b>Total</b>	<b>\$2.52</b>	<b>\$54.45</b>

#### Service Effectiveness

Mode	Operating Expenses per Unlinked Passenger Trip	Unlinked Trips per Vehicle Revenue Mile	Unlinked Trips per Vehicle Revenue Hour
Demand Response	\$38.61	0.1	1.5
Bus	\$58.07	0.0	0.8
<b>Total</b>	<b>\$41.69</b>	<b>0.1</b>	<b>1.3</b>

Operating Expense per Vehicle Revenue Mile: Agency Total



Unlinked Passenger Trips per Vehicle Revenue Mile: Agency Total

