

# Town of Telluride

## 2018 Annual Agency Profile

### General Information

#### Service Consumption

301,154 Annual Unlinked Trips (UPT)

#### Service Supplied

195,565 Annual Vehicle Revenue Miles (VRM)  
 16,927 Annual Vehicle Revenue Hours (VRH)

#### Summary of Operating Expenses (OE)

\$854,709 Total Operating Expenses

#### Database Information

NTDID: 8R01-88226

Reporter Type: Rural General Public Transit

### Financial Information

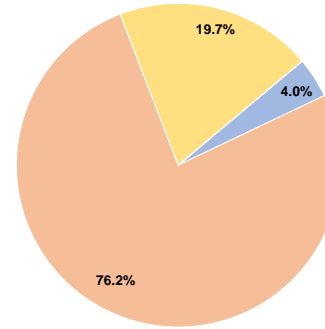
#### Sources of Operating Funds Expended

Fare Revenues	\$34,500	4.0%
Local Funds	\$651,609	76.2%
State Funds	\$0	0.0%
Federal Assistance	\$168,600	19.7%
Other Funds	\$0	0.0%
<b>Total Operating Funds Expended</b>	<b>\$854,709</b>	<b>100.0%</b>

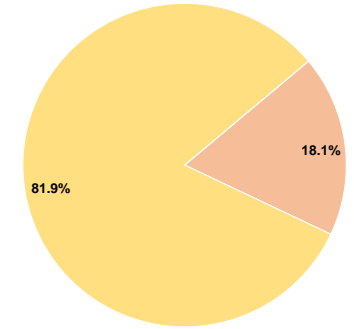
#### Sources of Capital Funds Expended

Fare Revenues	\$0	0.0%
Local Funds	\$46,658	18.1%
State Funds	\$0	0.0%
Federal Assistance	\$210,499	81.9%
Other Funds	\$0	0.0%
<b>Total Capital Funds Expended</b>	<b>\$257,157</b>	<b>100.0%</b>

#### Operating Funding Sources



#### Capital Funding Sources



### Modal Characteristics

#### Operation Characteristics

#### Vehicles Operated at Maximum Service

Mode	Directly Operated	Purchased Transportation	Operating Expenses	Fare Revenues	Uses of Capital Funds	Annual Unlinked Trips	Annual Vehicle Revenue Miles	Annual Vehicle Revenue Hours
Bus	7	-	\$854,709	\$34,500	\$257,157	301,154	195,565	16,927
<b>Total</b>	<b>7</b>	<b>-</b>	<b>\$854,709</b>	<b>\$34,500</b>	<b>\$257,157</b>	<b>301,154</b>	<b>195,565</b>	<b>16,927</b>

#### Performance Measures

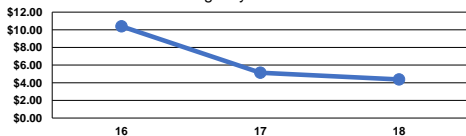
#### Service Efficiency

Mode	Operating Expenses per Vehicle Revenue Mile	Operating Expenses per Vehicle Revenue Hour
Bus	\$4.37	\$50.49
<b>Total</b>	<b>\$4.37</b>	<b>\$50.49</b>

#### Service Effectiveness

Mode	Operating Expenses per Unlinked Passenger Trip	Unlinked Trips per Vehicle Revenue Mile	Unlinked Trips per Vehicle Revenue Hour
Bus	\$2.84	1.5	17.8
<b>Total</b>	<b>\$2.84</b>	<b>1.5</b>	<b>17.8</b>

Operating Expense per Vehicle Revenue Mile: Agency Total



Unlinked Passenger Trips per Vehicle Revenue Mile: Agency Total

