

# Helena Area Transit Service

## 2018 Annual Agency Profile

### General Information

#### Service Consumption

86,038 Annual Unlinked Trips (UPT)

#### Service Supplied

218,357 Annual Vehicle Revenue Miles (VRM)  
 18,510 Annual Vehicle Revenue Hours (VRH)

#### Summary of Operating Expenses (OE)

\$1,444,569 Total Operating Expenses

#### Database Information

NTDID: 8R02-80137  
 Reporter Type: Rural General Public Transit

### Financial Information

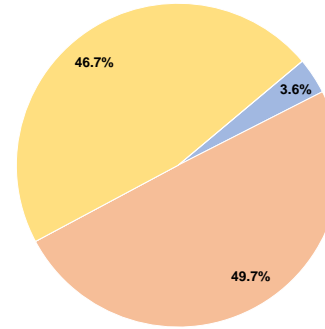
#### Sources of Operating Funds Expended

Fare Revenues	\$52,193	3.6%
Local Funds	\$717,785	49.7%
State Funds	\$0	0.0%
Federal Assistance	\$674,591	46.7%
Other Funds	\$0	0.0%
<b>Total Operating Funds Expended</b>	<b>\$1,444,569</b>	<b>100.0%</b>

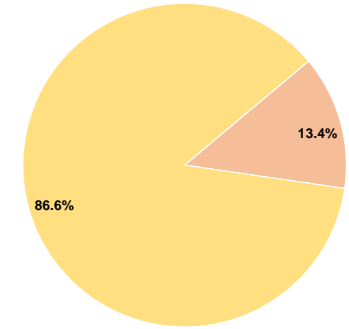
#### Sources of Capital Funds Expended

Fare Revenues	\$0	0.0%
Local Funds	\$37,763	13.4%
State Funds	\$0	0.0%
Federal Assistance	\$243,632	86.6%
Other Funds	\$0	0.0%
<b>Total Capital Funds Expended</b>	<b>\$281,395</b>	<b>100.0%</b>

#### Operating Funding Sources



#### Capital Funding Sources



### Modal Characteristics

#### Operation Characteristics

#### Vehicles Operated at Maximum Service

Mode	Directly Operated	Purchased Transportation	Operating Expenses	Fare Revenues	Uses of Capital Funds	Annual Unlinked Trips	Annual Vehicle Revenue Miles	Annual Vehicle Revenue Hours
Demand Response	3	-	\$173,217	\$6,258	\$281,395	9,673	26,183	2,253
Bus	6	-	\$1,271,352	\$45,935	\$0	76,365	192,174	16,257
<b>Total</b>	<b>9</b>	<b>-</b>	<b>\$1,444,569</b>	<b>\$52,193</b>	<b>\$281,395</b>	<b>86,038</b>	<b>218,357</b>	<b>18,510</b>

#### Performance Measures

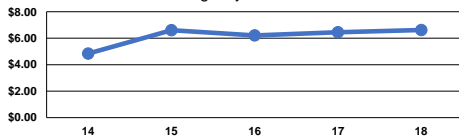
#### Service Efficiency

Mode	Operating Expenses per Vehicle Revenue Mile	Operating Expenses per Vehicle Revenue Hour
Demand Response	\$6.62	\$76.88
Bus	\$6.62	\$78.20
<b>Total</b>	<b>\$6.62</b>	<b>\$78.04</b>

#### Service Effectiveness

Mode	Operating Expenses per Unlinked Passenger Trip	Unlinked Trips per Vehicle Revenue Mile	Unlinked Trips per Vehicle Revenue Hour
Demand Response	\$17.91	0.4	4.3
Bus	\$16.65	0.4	4.7
<b>Total</b>	<b>\$16.79</b>	<b>0.4</b>	<b>4.6</b>

Operating Expense per Vehicle Revenue Mile: Agency Total



Unlinked Passenger Trips per Vehicle Revenue Mile: Agency Total

