

Powder River County

2018 Annual Agency Profile

General Information

Service Consumption

2,882 Annual Unlinked Trips (UPT)

Service Supplied

79,136 Annual Vehicle Revenue Miles (VRM)
 2,507 Annual Vehicle Revenue Hours (VRH)

Summary of Operating Expenses (OE)

\$167,934 Total Operating Expenses

Database Information

NTDID: 8R02-80167

Reporter Type: Rural General Public Transit

Financial Information

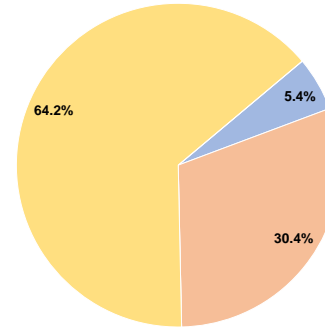
Sources of Operating Funds Expended

Fare Revenues	\$9,080	5.4%
Local Funds	\$51,007	30.4%
State Funds	\$0	0.0%
Federal Assistance	\$107,847	64.2%
Other Funds	\$0	0.0%
Total Operating Funds Expended	\$167,934	100.0%

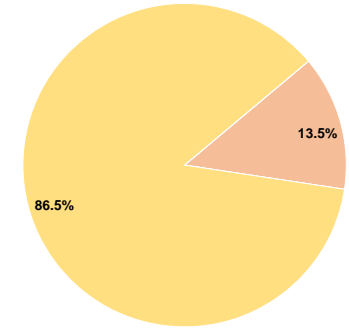
Sources of Capital Funds Expended

Fare Revenues	\$0	0.0%
Local Funds	\$5,376	13.5%
State Funds	\$0	0.0%
Federal Assistance	\$34,449	86.5%
Other Funds	\$0	0.0%
Total Capital Funds Expended	\$39,825	100.0%

Operating Funding Sources



Capital Funding Sources



Modal Characteristics

Operation Characteristics

Vehicles Operated at Maximum Service

Mode	Directly Operated	Purchased Transportation	Operating Expenses	Fare Revenues	Uses of Capital Funds	Annual Unlinked Trips	Annual Vehicle Revenue Miles	Annual Vehicle Revenue Hours
Demand Response	4	-	\$167,934	\$9,080	\$39,825	2,882	79,136	2,507
Total	4	-	\$167,934	\$9,080	\$39,825	2,882	79,136	2,507

Performance Measures

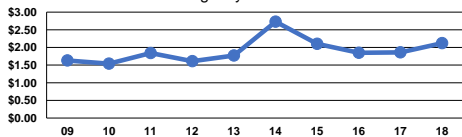
Service Efficiency

Mode	Operating Expenses per Vehicle Revenue Mile	Operating Expenses per Vehicle Revenue Hour
Demand Response	\$2.12	\$66.99
Total	\$2.12	\$66.99

Service Effectiveness

Mode	Operating Expenses per Unlinked Passenger Trip	Unlinked Trips per Vehicle Revenue Mile	Unlinked Trips per Vehicle Revenue Hour
Demand Response	\$58.27	0.0	1.1
Total	\$58.27	0.0	1.1

Operating Expense per Vehicle Revenue Mile: Agency Total



Unlinked Passenger Trips per Vehicle Revenue Mile: Agency Total

