

# Stark County Council on Aging / Elder Care

## 2018 Annual Agency Profile

### General Information

#### Service Consumption

35,892 Annual Unlinked Trips (UPT)

#### Service Supplied

158,868 Annual Vehicle Revenue Miles (VRM)  
 15,599 Annual Vehicle Revenue Hours (VRH)

#### Summary of Operating Expenses (OE)

\$911,945 Total Operating Expenses

#### Database Information

NTDID: 8R03-80114  
 Reporter Type: Rural General Public Transit

### Financial Information

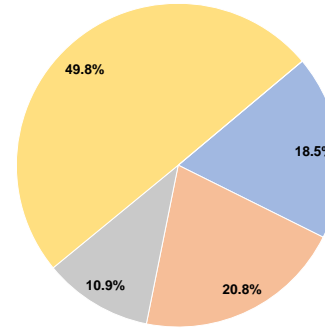
#### Sources of Operating Funds Expended

Fare Revenues	\$168,271	18.5%
Local Funds	\$189,821	20.8%
State Funds	\$99,444	10.9%
Federal Assistance	\$454,409	49.8%
Other Funds	\$0	0.0%
<b>Total Operating Funds Expended</b>	<b>\$911,945</b>	<b>100.0%</b>

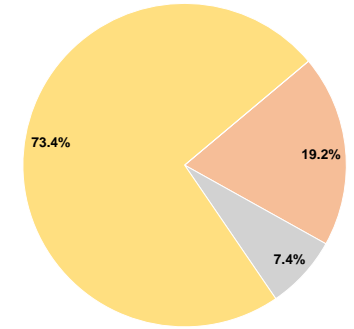
#### Sources of Capital Funds Expended

Fare Revenues	\$0	0.0%
Local Funds	\$24,194	19.2%
State Funds	\$9,300	7.4%
Federal Assistance	\$92,528	73.4%
Other Funds	\$0	0.0%
<b>Total Capital Funds Expended</b>	<b>\$126,022</b>	<b>100.0%</b>

#### Operating Funding Sources



#### Capital Funding Sources



### Modal Characteristics

#### Operation Characteristics

#### Vehicles Operated at Maximum Service

Mode	Directly Operated	Purchased Transportation	Operating Expenses	Fare Revenues	Uses of Capital Funds	Annual Unlinked Trips	Annual Vehicle Revenue Miles	Annual Vehicle Revenue Hours
Demand Response	12	-	\$911,945	\$168,271	\$126,022	35,892	158,868	15,599
<b>Total</b>	<b>12</b>	<b>-</b>	<b>\$911,945</b>	<b>\$168,271</b>	<b>\$126,022</b>	<b>35,892</b>	<b>158,868</b>	<b>15,599</b>

#### Performance Measures

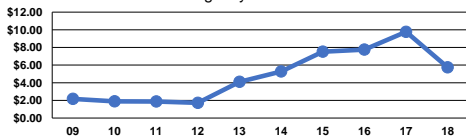
#### Service Efficiency

Mode	Operating Expenses per Vehicle Revenue Mile	Operating Expenses per Vehicle Revenue Hour
Demand Response	\$5.74	\$58.46
<b>Total</b>	<b>\$5.74</b>	<b>\$58.46</b>

#### Service Effectiveness

Mode	Operating Expenses per Unlinked Passenger Trip	Unlinked Trips per Vehicle Revenue Mile	Unlinked Trips per Vehicle Revenue Hour
Demand Response	\$25.41	0.2	2.3
<b>Total</b>	<b>\$25.41</b>	<b>0.2</b>	<b>2.3</b>

Operating Expense per Vehicle Revenue Mile: Agency Total



Unlinked Passenger Trips per Vehicle Revenue Mile: Agency Total

