

# South Central Adult Services

2018 Annual Agency Profile

## General Information

### Service Consumption

105,272 Annual Unlinked Trips (UPT)

### Service Supplied

707,703 Annual Vehicle Revenue Miles (VRM)  
45,408 Annual Vehicle Revenue Hours (VRH)

### Summary of Operating Expenses (OE)

\$1,415,879 Total Operating Expenses

### Database Information

NTDID: 8R03-80125

Reporter Type: Rural General Public Transit

## Financial Information

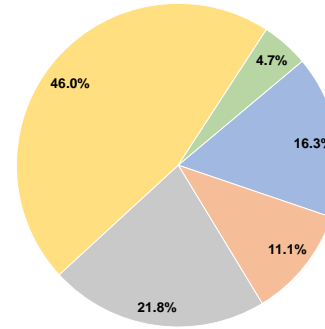
### Sources of Operating Funds Expended

Fare Revenues	\$231,158	16.3%
Local Funds	\$157,181	11.1%
State Funds	\$309,287	21.8%
Federal Assistance	\$651,421	46.0%
Other Funds	\$66,832	4.7%
<b>Total Operating Funds Expended</b>	<b>\$1,415,879</b>	<b>100.0%</b>

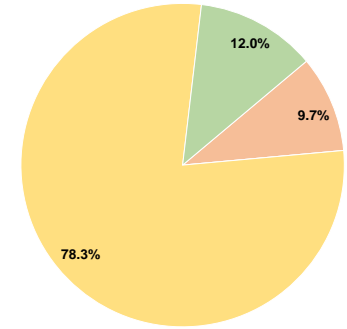
### Sources of Capital Funds Expended

Fare Revenues	\$0	0.0%
Local Funds	\$10,034	9.7%
State Funds	\$0	0.0%
Federal Assistance	\$81,279	78.3%
Other Funds	\$12,481	12.0%
<b>Total Capital Funds Expended</b>	<b>\$103,794</b>	<b>100.0%</b>

### Operating Funding Sources



### Capital Funding Sources



## Modal Characteristics

### Operation Characteristics

#### Vehicles Operated at Maximum Service

Mode	Directly Operated	Purchased Transportation	Operating Expenses	Fare Revenues	Uses of Capital Funds	Annual Unlinked Trips	Annual Vehicle Revenue Miles	Annual Vehicle Revenue Hours
Demand Response	29	-	\$1,339,835	\$155,114	\$103,794	88,305	643,878	41,571
Demand Response - Taxi	-	2	\$76,044	\$76,044	\$0	16,967	63,825	3,837
<b>Total</b>	<b>29</b>	<b>2</b>	<b>\$1,415,879</b>	<b>\$231,158</b>	<b>\$103,794</b>	<b>105,272</b>	<b>707,703</b>	<b>45,408</b>

### Performance Measures

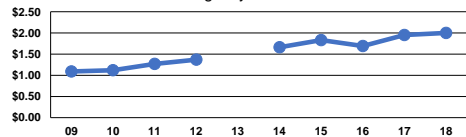
#### Service Efficiency

Mode	Operating Expenses per Vehicle Revenue Mile	Operating Expenses per Vehicle Revenue Hour
Demand Response	\$2.08	\$32.23
Demand Response - Taxi	\$1.19	\$19.82
<b>Total</b>	<b>\$2.00</b>	<b>\$31.18</b>

#### Service Effectiveness

Mode	Operating Expenses per Unlinked Passenger Trip	Unlinked Trips per Vehicle Revenue Mile	Unlinked Trips per Vehicle Revenue Hour
Demand Response	\$15.17	0.1	2.1
Demand Response - Taxi	\$4.48	0.3	4.4
<b>Total</b>	<b>\$13.45</b>	<b>0.1</b>	<b>2.3</b>

Operating Expense per Vehicle Revenue Mile: Agency Total



Unlinked Passenger Trips per Vehicle Revenue Mile: Agency Total

