

# West River Transit

## 2018 Annual Agency Profile

### General Information

#### Service Consumption

33,019 Annual Unlinked Trips (UPT)

#### Service Supplied

165,927 Annual Vehicle Revenue Miles (VRM)  
15,184 Annual Vehicle Revenue Hours (VRH)

#### Summary of Operating Expenses (OE)

\$712,396 Total Operating Expenses

#### Database Information

NTDID: 8R03-80238

Reporter Type: Rural General Public Transit

### Financial Information

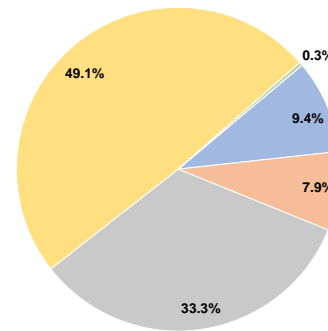
#### Sources of Operating Funds Expended

Fare Revenues	\$66,689	9.4%
Local Funds	\$56,157	7.9%
State Funds	\$237,239	33.3%
Federal Assistance	\$349,827	49.1%
Other Funds	\$2,484	0.3%
<b>Total Operating Funds Expended</b>	<b>\$712,396</b>	<b>100.0%</b>

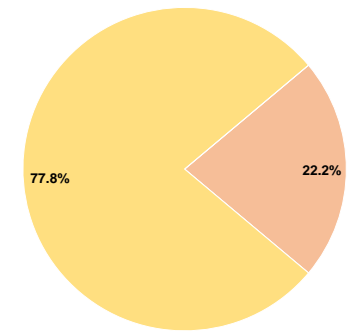
#### Sources of Capital Funds Expended

Fare Revenues	\$0	0.0%
Local Funds	\$25,130	22.2%
State Funds	\$0	0.0%
Federal Assistance	\$88,000	77.8%
Other Funds	\$0	0.0%
<b>Total Capital Funds Expended</b>	<b>\$113,130</b>	<b>100.0%</b>

#### Operating Funding Sources



#### Capital Funding Sources



### Modal Characteristics

#### Operation Characteristics

#### Vehicles Operated at Maximum Service

Mode	Directly Operated	Purchased Transportation	Operating Expenses	Fare Revenues	Uses of Capital Funds	Annual Unlinked Trips	Annual Vehicle Revenue Miles	Annual Vehicle Revenue Hours
Demand Response	18	-	\$712,396	\$66,689	\$113,130	33,019	165,927	15,184
<b>Total</b>	<b>18</b>	<b>-</b>	<b>\$712,396</b>	<b>\$66,689</b>	<b>\$113,130</b>	<b>33,019</b>	<b>165,927</b>	<b>15,184</b>

#### Performance Measures

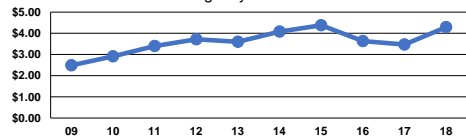
#### Service Efficiency

Mode	Operating Expenses per Vehicle Revenue Mile	Operating Expenses per Vehicle Revenue Hour
Demand Response	\$4.29	\$46.92
<b>Total</b>	<b>\$4.29</b>	<b>\$46.92</b>

#### Service Effectiveness

Mode	Operating Expenses per Unlinked Passenger Trip	Unlinked Trips per Vehicle Revenue Mile	Unlinked Trips per Vehicle Revenue Hour
Demand Response	\$21.58	0.2	2.2
<b>Total</b>	<b>\$21.58</b>	<b>0.2</b>	<b>2.2</b>

Operating Expense per Vehicle Revenue Mile: Agency Total



Unlinked Passenger Trips per Vehicle Revenue Mile: Agency Total

