

# Walsh County Transportation Program

2018 Annual Agency Profile

P.O. Box 620  
Park River, ND 58270

## General Information

### Service Consumption

4,649 Annual Unlinked Trips (UPT)

### Service Supplied

48,723 Annual Vehicle Revenue Miles (VRM)  
2,894 Annual Vehicle Revenue Hours (VRH)

### Summary of Operating Expenses (OE)

\$201,053 Total Operating Expenses

### Database Information

NTDID: 8R03-80296

Reporter Type: Rural General Public Transit

## Financial Information

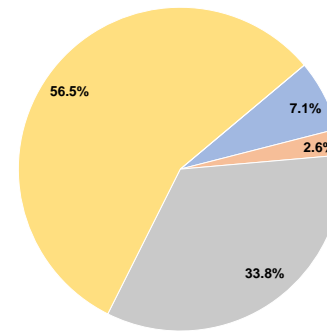
### Sources of Operating Funds Expended

Fare Revenues	\$14,312	7.1%
Local Funds	\$5,228	2.6%
State Funds	\$67,915	33.8%
Federal Assistance	\$113,598	56.5%
Other Funds	\$0	0.0%
<b>Total Operating Funds Expended</b>	<b>\$201,053</b>	<b>100.0%</b>

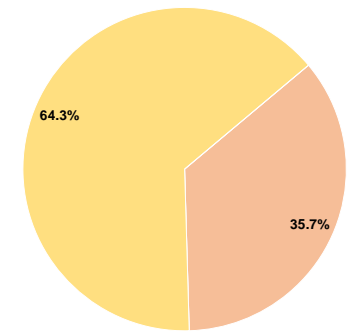
### Sources of Capital Funds Expended

Fare Revenues	\$0	0.0%
Local Funds	\$18,861	35.7%
State Funds	\$0	0.0%
Federal Assistance	\$34,034	64.3%
Other Funds	\$0	0.0%
<b>Total Capital Funds Expended</b>	<b>\$52,895</b>	<b>100.0%</b>

### Operating Funding Sources



### Capital Funding Sources



## Modal Characteristics

### Operation Characteristics

#### Vehicles Operated at Maximum Service

Mode	Directly Operated	Purchased Transportation	Operating Expenses	Fare Revenues	Uses of Capital Funds	Annual Unlinked Trips	Annual Vehicle Revenue Miles	Annual Vehicle Revenue Hours
Demand Response	3	-	\$201,053	\$14,312	\$52,895	4,649	48,723	2,894
<b>Total</b>	<b>3</b>	<b>-</b>	<b>\$201,053</b>	<b>\$14,312</b>	<b>\$52,895</b>	<b>4,649</b>	<b>48,723</b>	<b>2,894</b>

### Performance Measures

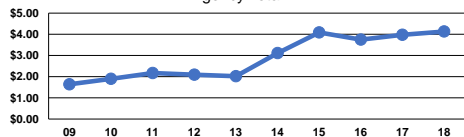
#### Service Efficiency

Mode	Operating Expenses per Vehicle Revenue Mile	Operating Expenses per Vehicle Revenue Hour
Demand Response	\$4.13	\$69.47
<b>Total</b>	<b>\$4.13</b>	<b>\$69.47</b>

#### Service Effectiveness

Mode	Operating Expenses per Unlinked Passenger Trip	Unlinked Trips per Vehicle Revenue Mile	Unlinked Trips per Vehicle Revenue Hour
Demand Response	\$43.25	0.1	1.6
<b>Total</b>	<b>\$43.25</b>	<b>0.1</b>	<b>1.6</b>

Operating Expense per Vehicle Revenue Mile: Agency Total



Unlinked Passenger Trips per Vehicle Revenue Mile: Agency Total

