

# City of Mitchell - Palace Transit

## 2018 Annual Agency Profile

### General Information

**Service Consumption**  
 80,953 Annual Unlinked Trips (UPT)

**Service Supplied**  
 162,528 Annual Vehicle Revenue Miles (VRM)  
 14,599 Annual Vehicle Revenue Hours (VRH)

**Summary of Operating Expenses (OE)**  
 \$827,868 Total Operating Expenses

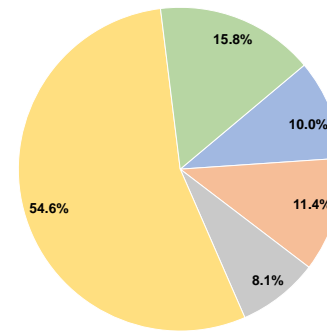
**Database Information**  
 NTDID: 8R04-80116  
 Reporter Type: Rural General Public Transit

### Financial Information

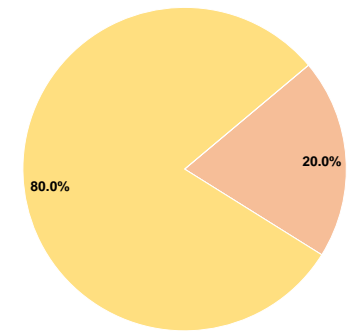
Sources of Operating Funds Expended		
Fare Revenues	\$83,026	10.0%
Local Funds	\$94,761	11.4%
State Funds	\$67,051	8.1%
Federal Assistance	\$451,903	54.6%
Other Funds	\$131,127	15.8%
<b>Total Operating Funds Expended</b>	<b>\$827,868</b>	<b>100.0%</b>

Sources of Capital Funds Expended		
Fare Revenues	\$0	0.0%
Local Funds	\$43,125	20.0%
State Funds	\$0	0.0%
Federal Assistance	\$172,500	80.0%
Other Funds	\$0	0.0%
<b>Total Capital Funds Expended</b>	<b>\$215,625</b>	<b>100.0%</b>

#### Operating Funding Sources



#### Capital Funding Sources



### Modal Characteristics

#### Operation Characteristics

##### Vehicles Operated at Maximum Service

Mode	Directly Operated	Purchased Transportation	Operating Expenses	Fare Revenues	Uses of Capital Funds	Annual Unlinked Trips	Annual Vehicle Revenue Miles	Annual Vehicle Revenue Hours
Demand Response	9	-	\$827,868	\$83,026	\$215,625	80,953	162,528	14,599
<b>Total</b>	<b>9</b>	<b>-</b>	<b>\$827,868</b>	<b>\$83,026</b>	<b>\$215,625</b>	<b>80,953</b>	<b>162,528</b>	<b>14,599</b>

#### Performance Measures

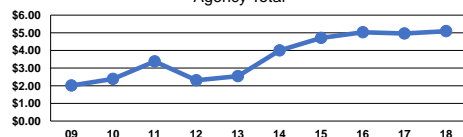
##### Service Efficiency

Mode	Operating Expenses per Vehicle Revenue Mile	Operating Expenses per Vehicle Revenue Hour
Demand Response	\$5.09	\$56.71
<b>Total</b>	<b>\$5.09</b>	<b>\$56.71</b>

##### Service Effectiveness

Mode	Operating Expenses per Unlinked Passenger Trip	Unlinked Trips per Vehicle Revenue Mile	Unlinked Trips per Vehicle Revenue Hour
Demand Response	\$10.23	0.5	5.5
<b>Total</b>	<b>\$10.23</b>	<b>0.5</b>	<b>5.5</b>

Operating Expense per Vehicle Revenue Mile: Agency Total



Unlinked Passenger Trips per Vehicle Revenue Mile: Agency Total

