

Rendezvous Pointe

2018 Annual Agency Profile

General Information

Service Consumption

2,651 Annual Unlinked Trips (UPT)

Service Supplied

21,750 Annual Vehicle Revenue Miles (VRM)
745 Annual Vehicle Revenue Hours (VRH)

Summary of Operating Expenses (OE)

\$73,571 Total Operating Expenses

Database Information

NTDID: 8R05-80301

Reporter Type: Rural General Public Transit

Financial Information

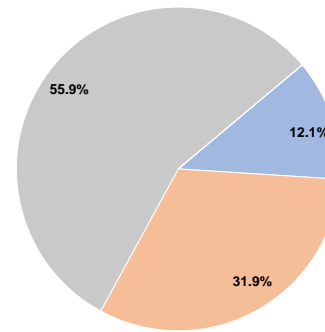
Sources of Operating Funds Expended

Fare Revenues	\$8,923	12.1%
Local Funds	\$23,496	31.9%
State Funds	\$41,152	55.9%
Federal Assistance	\$0	0.0%
Other Funds	\$0	0.0%
Total Operating Funds Expended	\$73,571	100.0%

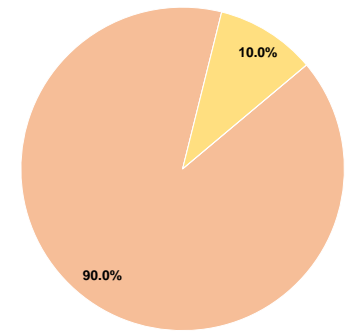
Sources of Capital Funds Expended

Fare Revenues	\$0	0.0%
Local Funds	\$32,971	90.0%
State Funds	\$0	0.0%
Federal Assistance	\$3,663	10.0%
Other Funds	\$0	0.0%
Total Capital Funds Expended	\$36,634	100.0%

Operating Funding Sources



Capital Funding Sources



Modal Characteristics

Operation Characteristics

Vehicles Operated at Maximum Service

Mode	Directly Operated	Purchased Transportation	Operating Expenses	Fare Revenues	Uses of Capital Funds	Annual Unlinked Trips	Annual Vehicle Revenue Miles	Annual Vehicle Revenue Hours
Demand Response	3	-	\$73,571	\$8,923	\$36,634	2,651	21,750	745
Total	3	-	\$73,571	\$8,923	\$36,634	2,651	21,750	745

Performance Measures

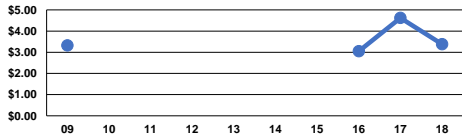
Service Efficiency

Mode	Operating Expenses per Vehicle Revenue Mile	Operating Expenses per Vehicle Revenue Hour
Demand Response	\$3.38	\$98.75
Total	\$3.38	\$98.75

Service Effectiveness

Mode	Operating Expenses per Unlinked Passenger Trip	Unlinked Trips per Vehicle Revenue Mile	Unlinked Trips per Vehicle Revenue Hour
Demand Response	\$27.75	0.1	3.6
Total	\$27.75	0.1	3.6

Operating Expense per Vehicle Revenue Mile: Agency Total



Unlinked Passenger Trips per Vehicle Revenue Mile: Agency Total

