

# Navajo Nation

## 2018 Annual Agency Profile

### General Information

#### Federally Recognized Tribal Statistical Areas

Navajo Nation Reservation and Off-Reservation Trust Land, AZ--NM--UT

#### Service Consumption

129,000 Annual Unlinked Trips (UPT)

#### Service Supplied

690,252 Annual Vehicle Revenue Miles (VRM)  
19,486 Annual Vehicle Revenue Hours (VRH)

#### Database Information

NTDID: 90005

Reporter Type: Tribal Reporter

### Financial Information

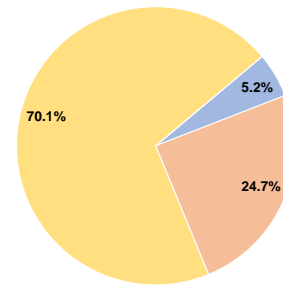
#### Sources of Operating Funds Expended

Fare Revenues	\$120,022	5.2%
Local Funds	\$569,590	24.7%
State Funds	\$0	0.0%
Federal Assistance	\$1,616,663	70.1%
Other Funds	\$0	0.0%
<b>Total Operating Funds Expended</b>	<b>\$2,306,275</b>	<b>100.0%</b>

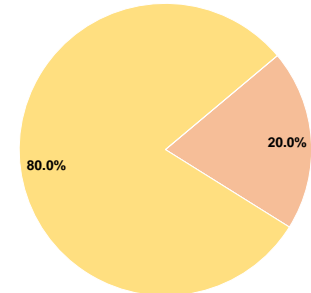
#### Sources of Capital Funds Expended

Fare Revenues	\$0	0.0%
Local Funds	\$4,220	20.0%
State Funds	\$0	0.0%
Federal Assistance	\$16,879	80.0%
Other Funds	\$0	0.0%
<b>Total Capital Funds Expended</b>	<b>\$21,099</b>	<b>100.0%</b>

#### Operating Funding Sources



#### Capital Funding Sources



### Modal Characteristics

#### Operation Characteristics

#### Vehicles Operated at Maximum Service

Mode	Directly Operated	Purchased Transportation	Operating Expenses	Fare Revenues	Uses of Capital Funds	Annual Unlinked Trips	Annual Vehicle Revenue Miles	Annual Vehicle Revenue Hours	Average Fleet Age in Years <sup>a</sup>
Commuter Bus	14	-	\$2,306,275	\$120,022	\$21,099	129,000	690,252	19,486	4.5
<b>Total</b>	<b>14</b>	<b>-</b>	<b>\$2,306,275</b>	<b>\$120,022</b>	<b>\$21,099</b>	<b>129,000</b>	<b>690,252</b>	<b>19,486</b>	

#### Performance Measures

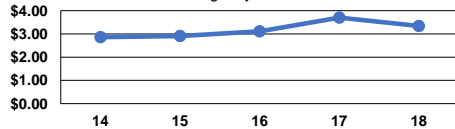
#### Service Efficiency

Mode	Operating Expenses per Vehicle Revenue Mile	Operating Expenses per Vehicle Revenue Hour
Commuter Bus	\$3.34	\$118.36
<b>Total</b>	<b>\$3.34</b>	<b>\$118.36</b>

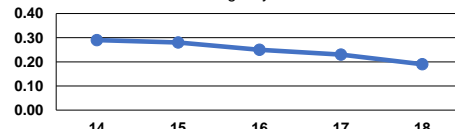
#### Service Effectiveness

Mode	Operating Expenses per Unlinked Passenger Trip	Unlinked Trips per Vehicle Revenue Mile	Unlinked Trips per Vehicle Revenue Hour
Commuter Bus	\$17.88	0.2	6.6
<b>Total</b>	<b>\$17.88</b>	<b>0.2</b>	<b>6.6</b>

Operating Expense per Vehicle Revenue Mile: Agency Total



Unlinked Passenger Trips per Vehicle Revenue Mile: Agency Total



**Notes:**

<sup>a</sup>Demand Response - Taxi (DT) and non-dedicated fleets do not report fleet age data.