

Los Angeles County Dept. of Public Works - Athens Shuttle Service

2018 Annual Agency Profile

<http://www.lagobus.info>
 900 South Fremont Avenue
 Transit Operations, 9th Floor
 Alhambra, CA 91802

General Information

Urbanized Area (UZA) Statistics - 2010 Census

Los Angeles-Long Beach-Anaheim, CA
 1,736 **Square Miles**
 12,150,996 **Population**
 2 **Pop. Rank out of 498 UZAs**

Service Area Statistics

25 **Square Miles**
 23,159 **Population**

Service Consumption

67,608 **Annual Unlinked Trips (UPT)**

Service Supplied

37,312 **Annual Vehicle Revenue Miles (VRM)**
 3,271 **Annual Vehicle Revenue Hours (VRH)**

Database Information

NTDID: 90269

Reporter Type: Reduced Reporter

Financial Information

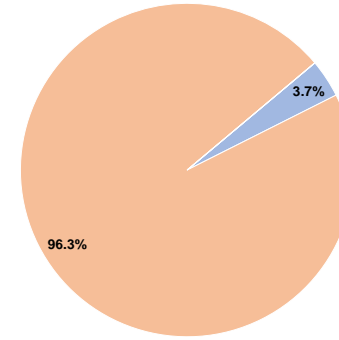
Sources of Operating Funds Expended

Fare Revenues	\$8,994	3.7%
Local Funds	\$234,366	96.3%
State Funds	\$0	0.0%
Federal Assistance	\$0	0.0%
Other Funds	\$0	0.0%
Total Operating Funds Expended	\$243,360	100.0%

Sources of Capital Funds Expended

Fare Revenues	\$0
Local Funds	\$0
State Funds	\$0
Federal Assistance	\$0
Other Funds	\$0
Total Capital Funds Expended	\$0

Operating Funding Sources



Modal Characteristics

Operation Characteristics

Vehicles Operated at Maximum Service

Mode	Directly Operated	Purchased Transportation	Operating Expenses	Fare Revenues	Uses of Capital Funds	Annual Unlinked Trips	Annual Vehicle Revenue Miles	Annual Vehicle Revenue Hours	Average Fleet Age in Years ^a
Bus	-	1	\$227,807	\$8,994	\$0	67,608	37,312	3,271	0.0
Total	-	1	\$227,807	\$8,994	\$0	67,608	37,312	3,271	

Performance Measures

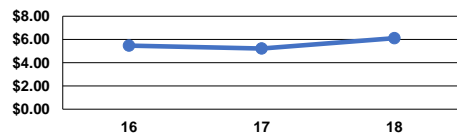
Service Efficiency

Mode	Operating Expenses per Vehicle Revenue Mile	Operating Expenses per Vehicle Revenue Hour
Bus	\$6.11	\$69.64
Total	\$6.11	\$69.64

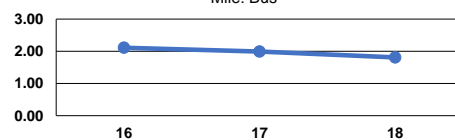
Service Effectiveness

Mode	Operating Expenses per Unlinked Passenger Trip	Unlinked Trips per Vehicle Revenue Mile	Unlinked Trips per Vehicle Revenue Hour
Bus	\$3.37	1.8	20.7
Total	\$3.37	1.8	20.7

Operating Expense per Vehicle Revenue Mile: Bus



Unlinked Passenger Trips per Vehicle Revenue Mile: Bus



Notes:

^aDemand Response - Taxi (DT) and non-dedicated fleets do not report fleet age data.