

**General Information**

**Urbanized Area (UZA) Statistics - 2010 Census**

Thousand Oaks, CA  
86 **Square Miles**  
214,811 **Population**  
168 **Pop. Rank out of 498 UZAs**

**Service Area Statistics**

4 **Square Miles**  
14,212 **Population**

**Service Consumption**

79,613 **Annual Unlinked Trips (UPT)**

**Service Supplied**

68,025 **Annual Vehicle Revenue Miles (VRM)**  
4,963 **Annual Vehicle Revenue Hours (VRH)**

**Database Information**

NTDID: 90298

Reporter Type: Reduced Reporter

**Financial Information**

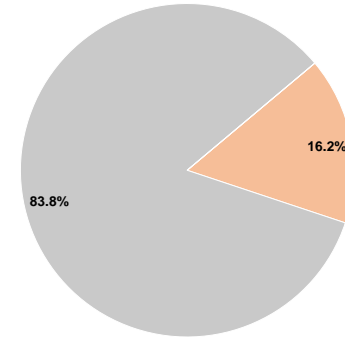
**Sources of Operating Funds Expended**

Fare Revenues	\$0	0.0%
Local Funds	\$94,840	16.2%
State Funds	\$489,705	83.8%
Federal Assistance	\$0	0.0%
Other Funds	\$0	0.0%
<b>Total Operating Funds Expended</b>	<b>\$584,545</b>	<b>100.0%</b>

**Sources of Capital Funds Expended**

Fare Revenues	\$0
Local Funds	\$0
State Funds	\$0
Federal Assistance	\$0
Other Funds	\$0
<b>Total Capital Funds Expended</b>	<b>\$0</b>

**Operating Funding Sources**



**Modal Characteristics**

**Operation Characteristics**

**Vehicles Operated at Maximum Service**

Mode	Directly Operated	Purchased Transportation	Operating Expenses	Fare Revenues	Uses of Capital Funds	Annual Unlinked Trips	Annual Vehicle Revenue Miles	Annual Vehicle Revenue Hours	Average Fleet Age in Years <sup>a</sup>
Bus	-	4	\$358,972	\$0	\$0	79,613	68,025	4,963	4.0
<b>Total</b>	-	<b>4</b>	<b>\$358,972</b>	<b>\$0</b>	<b>\$0</b>	<b>79,613</b>	<b>68,025</b>	<b>4,963</b>	

**Performance Measures**

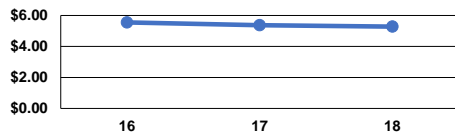
**Service Efficiency**

Mode	Operating Expenses per Vehicle Revenue Mile	Operating Expenses per Vehicle Revenue Hour
Bus	\$5.28	\$72.33
<b>Total</b>	<b>\$5.28</b>	<b>\$72.33</b>

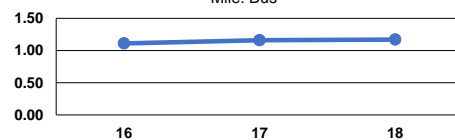
**Service Effectiveness**

Mode	Operating Expenses per Unlinked Passenger Trip	Unlinked Trips per Vehicle Revenue Mile	Unlinked Trips per Vehicle Revenue Hour
Bus	\$4.51	1.2	16.0
<b>Total</b>	<b>\$4.51</b>	<b>1.2</b>	<b>16.0</b>

Operating Expense per Vehicle Revenue Mile: Bus



Unlinked Passenger Trips per Vehicle Revenue Mile: Bus



**Notes:**

<sup>a</sup>Demand Response - Taxi (DT) and non-dedicated fleets do not report fleet age data.