

San Carlos Apache Tribe

2018 Annual Agency Profile

General Information

Federally Recognized Tribal Statistical Areas

San Carlos Reservation, AZ

Service Consumption

68,573 Annual Unlinked Trips (UPT)

Service Supplied

438,881 Annual Vehicle Revenue Miles (VRM)
22,538 Annual Vehicle Revenue Hours (VRH)

Database Information

NTDID: 99286
Reporter Type: Tribal Reporter

Financial Information

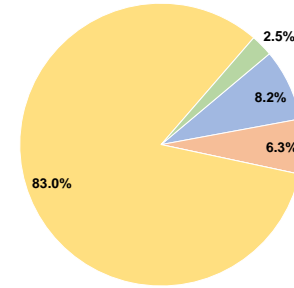
Sources of Operating Funds Expended

Fare Revenues	\$96,102	8.2%
Local Funds	\$73,303	6.3%
State Funds	\$0	0.0%
Federal Assistance	\$972,274	83.0%
Other Funds	\$29,580	2.5%
Total Operating Funds Expended	\$1,171,259	100.0%

Sources of Capital Funds Expended

Fare Revenues	\$0
Local Funds	\$0
State Funds	\$0
Federal Assistance	\$0
Other Funds	\$0
Total Capital Funds Expended	\$0

Operating Funding Sources



Modal Characteristics

Operation Characteristics

Vehicles Operated at Maximum Service

Mode	Directly Operated	Purchased Transportation	Operating Expenses	Fare Revenues	Uses of Capital Funds	Annual Unlinked Trips	Annual Vehicle Revenue Miles	Annual Vehicle Revenue Hours	Average Fleet Age in Years ^a
Bus	9	-	\$1,171,259	\$96,102	\$0	68,573	438,881	22,538	7.2
Total	9	-	\$1,171,259	\$96,102	\$0	68,573	438,881	22,538	

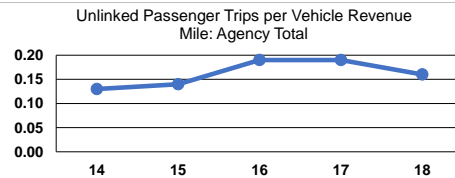
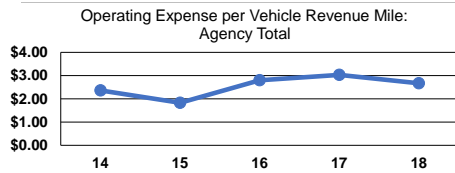
Performance Measures

Service Efficiency

Mode	Operating Expenses per Vehicle Revenue Mile	Operating Expenses per Vehicle Revenue Hour
Bus	\$2.67	\$51.97
Total	\$2.67	\$51.97

Service Effectiveness

Mode	Operating Expenses per Unlinked Passenger Trip	Unlinked Trips per Vehicle Revenue Mile	Unlinked Trips per Vehicle Revenue Hour
Bus	\$17.08	0.2	3.0
Total	\$17.08	0.2	3.0



Notes:

^aDemand Response - Taxi (DT) and non-dedicated fleets do not report fleet age data.