

Kaibab Band of Paiute Indians

2018 Annual Agency Profile

General Information

Federally Recognized Tribal Statistical Areas
Kaibab Indian Reservation, AZ

Service Consumption

4,155 Annual Unlinked Trips (UPT)

Service Supplied

102,407 Annual Vehicle Revenue Miles (VRM)
5,269 Annual Vehicle Revenue Hours (VRH)

Database Information

NTDID: 99340
Reporter Type: Tribal Reporter

Financial Information

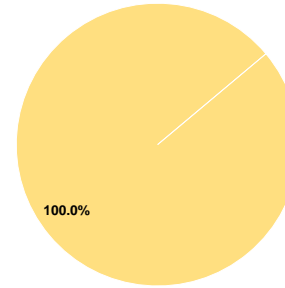
Sources of Operating Funds Expended

Fare Revenues	\$0	0.0%
Local Funds	\$0	0.0%
State Funds	\$0	0.0%
Federal Assistance	\$230,863	100.0%
Other Funds	\$0	0.0%
Total Operating Funds Expended	\$230,863	100.0%

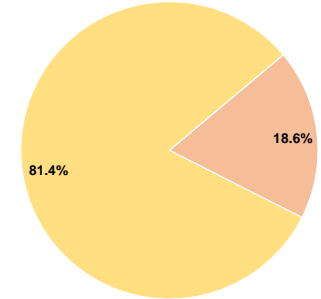
Sources of Capital Funds Expended

Fare Revenues	\$0	0.0%
Local Funds	\$9,587	18.6%
State Funds	\$0	0.0%
Federal Assistance	\$42,000	81.4%
Other Funds	\$0	0.0%
Total Capital Funds Expended	\$51,587	100.0%

Operating Funding Sources



Capital Funding Sources



Modal Characteristics

Operation Characteristics

Vehicles Operated at Maximum Service

Mode	Directly Operated	Purchased Transportation	Operating Expenses	Fare Revenues	Uses of Capital Funds	Annual Unlinked Trips	Annual Vehicle Revenue Miles	Annual Vehicle Revenue Hours	Average Fleet Age in Years ^a
Demand Response	10	-	\$230,863	\$0	\$51,587	4,155	102,407	5,269	6.4
Total	10	-	\$230,863	\$0	\$51,587	4,155	102,407	5,269	

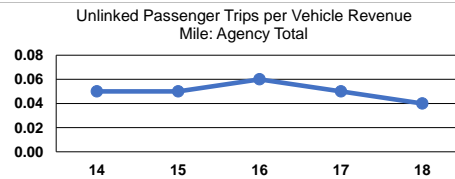
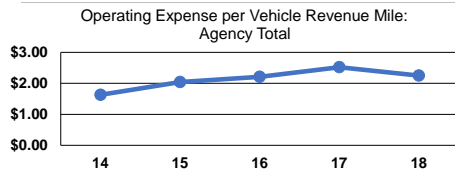
Performance Measures

Service Efficiency

Mode	Operating Expenses per Vehicle Revenue Mile	Operating Expenses per Vehicle Revenue Hour
Demand Response	\$2.25	\$43.82
Total	\$2.25	\$43.82

Service Effectiveness

Mode	Operating Expenses per Unlinked Passenger Trip	Unlinked Trips per Vehicle Revenue Mile	Unlinked Trips per Vehicle Revenue Hour
Demand Response	\$55.56	0.0	0.8
Total	\$55.56	0.0	0.8



Notes:

^aDemand Response - Taxi (DT) and non-dedicated fleets do not report fleet age data.