

# City of Bullhead dba Bullhead Area Transit System

2018 Annual Agency Profile

## General Information

### Service Consumption

171,034 Annual Unlinked Trips (UPT)

### Service Supplied

291,983 Annual Vehicle Revenue Miles (VRM)  
 18,596 Annual Vehicle Revenue Hours (VRH)

### Summary of Operating Expenses (OE)

\$1,207,015 Total Operating Expenses

### Database Information

NTDID: 9R01-91037  
 Reporter Type: Rural General Public Transit

## Financial Information

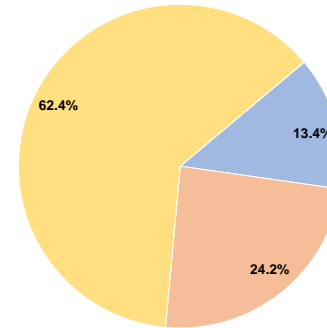
### Sources of Operating Funds Expended

Fare Revenues	\$161,448	13.4%
Local Funds	\$291,998	24.2%
State Funds	\$0	0.0%
Federal Assistance	\$753,569	62.4%
Other Funds	\$0	0.0%
<b>Total Operating Funds Expended</b>	<b>\$1,207,015</b>	<b>100.0%</b>

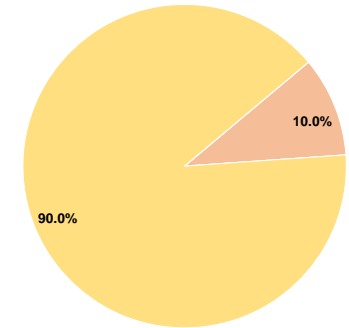
### Sources of Capital Funds Expended

Fare Revenues	\$0	0.0%
Local Funds	\$23,452	10.0%
State Funds	\$0	0.0%
Federal Assistance	\$211,076	90.0%
Other Funds	\$0	0.0%
<b>Total Capital Funds Expended</b>	<b>\$234,528</b>	<b>100.0%</b>

### Operating Funding Sources



### Capital Funding Sources



## Modal Characteristics

### Operation Characteristics

#### Vehicles Operated at Maximum Service

Mode	Directly Operated	Purchased Transportation	Operating Expenses	Fare Revenues	Uses of Capital Funds	Annual Unlinked Trips	Annual Vehicle Revenue Miles	Annual Vehicle Revenue Hours
Demand Response	3	-	\$291,135	\$14,976	\$47,913	11,451	83,688	4,901
Bus	7	-	\$915,880	\$146,472	\$186,615	159,583	208,295	13,695
<b>Total</b>	<b>10</b>	<b>-</b>	<b>\$1,207,015</b>	<b>\$161,448</b>	<b>\$234,528</b>	<b>171,034</b>	<b>291,983</b>	<b>18,596</b>

### Performance Measures

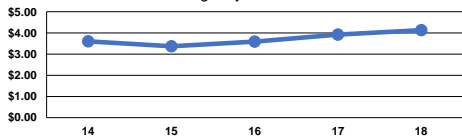
#### Service Efficiency

Mode	Operating Expenses per Vehicle Revenue Mile	Operating Expenses per Vehicle Revenue Hour
Demand Response	\$3.48	\$59.40
Bus	\$4.40	\$66.88
<b>Total</b>	<b>\$4.13</b>	<b>\$64.91</b>

#### Service Effectiveness

Mode	Operating Expenses per Unlinked Passenger Trip	Unlinked Trips per Vehicle Revenue Mile	Unlinked Trips per Vehicle Revenue Hour
Demand Response	\$25.42	0.1	2.3
Bus	\$5.74	0.8	11.7
<b>Total</b>	<b>\$7.06</b>	<b>0.6</b>	<b>9.2</b>

Operating Expense per Vehicle Revenue Mile: Agency Total



Unlinked Passenger Trips per Vehicle Revenue Mile: Agency Total

