

**General Information**

**Service Consumption**

4,601 Annual Unlinked Trips (UPT)

**Service Supplied**

46,498 Annual Vehicle Revenue Miles (VRM)  
 4,455 Annual Vehicle Revenue Hours (VRH)

**Summary of Operating Expenses (OE)**

\$322,839 Total Operating Expenses

**Database Information**

NTDID: 9R01-91106  
 Reporter Type: Rural General Public Transit

**Financial Information**

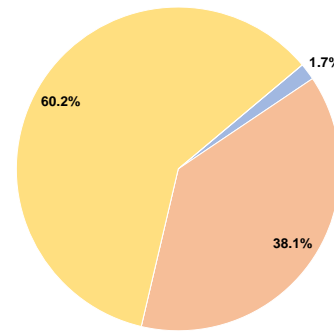
**Sources of Operating Funds Expended**

Fare Revenues	\$5,459	1.7%
Local Funds	\$122,982	38.1%
State Funds	\$0	0.0%
Federal Assistance	\$194,398	60.2%
Other Funds	\$0	0.0%
<b>Total Operating Funds Expended</b>	<b>\$322,839</b>	<b>100.0%</b>

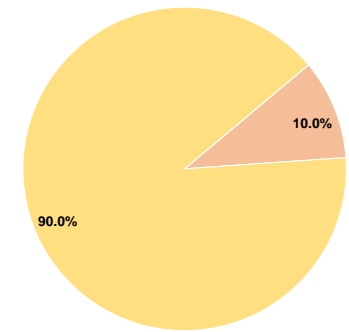
**Sources of Capital Funds Expended**

Fare Revenues	\$0	0.0%
Local Funds	\$3,221	10.0%
State Funds	\$0	0.0%
Federal Assistance	\$28,988	90.0%
Other Funds	\$0	0.0%
<b>Total Capital Funds Expended</b>	<b>\$32,209</b>	<b>100.0%</b>

**Operating Funding Sources**



**Capital Funding Sources**



**Modal Characteristics**

**Operation Characteristics**

**Vehicles Operated at Maximum Service**

Mode	Directly Operated	Purchased Transportation	Operating Expenses	Fare Revenues	Uses of Capital Funds	Annual Unlinked Trips	Annual Vehicle Revenue Miles	Annual Vehicle Revenue Hours
Demand Response	-	2	\$162,420	\$2,746	\$0	2,315	23,383	2,241
Bus	-	1	\$160,419	\$2,713	\$32,209	2,286	23,115	2,214
<b>Total</b>	<b>-</b>	<b>3</b>	<b>\$322,839</b>	<b>\$5,459</b>	<b>\$32,209</b>	<b>4,601</b>	<b>46,498</b>	<b>4,455</b>

**Performance Measures**

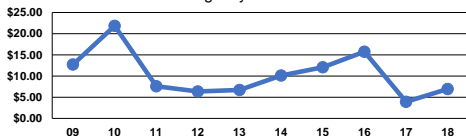
**Service Efficiency**

Mode	Operating Expenses per Vehicle Revenue Mile	Operating Expenses per Vehicle Revenue Hour
Demand Response	\$6.95	\$72.48
Bus	\$6.94	\$72.46
<b>Total</b>	<b>\$6.94</b>	<b>\$72.47</b>

**Service Effectiveness**

Mode	Operating Expenses per Unlinked Passenger Trip	Unlinked Trips per Vehicle Revenue Mile	Unlinked Trips per Vehicle Revenue Hour
Demand Response	\$70.16	0.1	1.0
Bus	\$70.17	0.1	1.0
<b>Total</b>	<b>\$70.17</b>	<b>0.1</b>	<b>1.0</b>

Operating Expense per Vehicle Revenue Mile: Agency Total



Unlinked Passenger Trips per Vehicle Revenue Mile: Agency Total

