

General Information

Service Consumption

38,136 Annual Unlinked Trips (UPT)

Service Supplied

74,424 Annual Vehicle Revenue Miles (VRM)
4,021 Annual Vehicle Revenue Hours (VRH)

Summary of Operating Expenses (OE)

\$281,622 Total Operating Expenses

Database Information

NTDID: 9R01-91121

Reporter Type: Rural General Public Transit

Financial Information

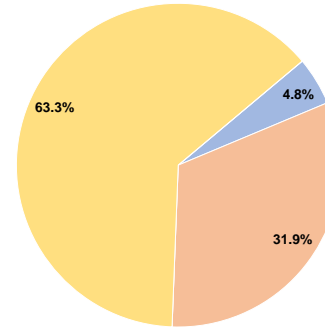
Sources of Operating Funds Expended

| | | |
|---------------------------------------|------------------|---------------|
| Fare Revenues | \$13,532 | 4.8% |
| Local Funds | \$89,882 | 31.9% |
| State Funds | \$0 | 0.0% |
| Federal Assistance | \$178,208 | 63.3% |
| Other Funds | \$0 | 0.0% |
| Total Operating Funds Expended | \$281,622 | 100.0% |

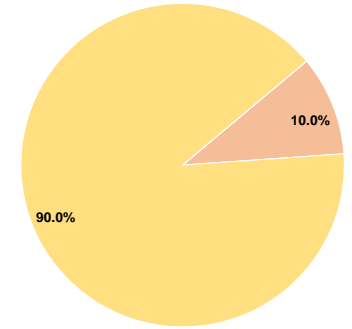
Sources of Capital Funds Expended

| | | |
|-------------------------------------|-----------------|---------------|
| Fare Revenues | \$0 | 0.0% |
| Local Funds | \$9,833 | 10.0% |
| State Funds | \$0 | 0.0% |
| Federal Assistance | \$88,493 | 90.0% |
| Other Funds | \$0 | 0.0% |
| Total Capital Funds Expended | \$98,326 | 100.0% |

Operating Funding Sources



Capital Funding Sources



Modal Characteristics

Operation Characteristics

Vehicles Operated at Maximum Service

| Mode | Directly Operated | Purchased Transportation | Operating Expenses | Fare Revenues | Uses of Capital Funds | Annual Unlinked Trips | Annual Vehicle Revenue Miles | Annual Vehicle Revenue Hours |
|--------------|-------------------|--------------------------|--------------------|-----------------|-----------------------|-----------------------|------------------------------|------------------------------|
| Bus | - | 3 | \$281,622 | \$13,532 | \$98,326 | 38,136 | 74,424 | 4,021 |
| Total | - | 3 | \$281,622 | \$13,532 | \$98,326 | 38,136 | 74,424 | 4,021 |

Performance Measures

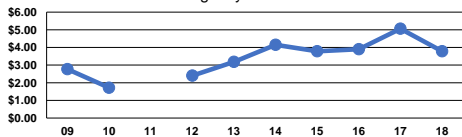
Service Efficiency

| Mode | Operating Expenses per Vehicle Revenue Mile | Operating Expenses per Vehicle Revenue Hour |
|--------------|---|---|
| Bus | \$3.78 | \$70.04 |
| Total | \$3.78 | \$70.04 |

Service Effectiveness

| Mode | Operating Expenses per Unlinked Passenger Trip | Unlinked Trips per Vehicle Revenue Mile | Unlinked Trips per Vehicle Revenue Hour |
|--------------|--|---|---|
| Bus | \$7.38 | 0.5 | 9.5 |
| Total | \$7.38 | 0.5 | 9.5 |

Operating Expense per Vehicle Revenue Mile: Agency Total



Unlinked Passenger Trips per Vehicle Revenue Mile: Agency Total

