

Fresno County Rural Transit Agency

2018 Annual Agency Profile

General Information

Service Consumption

377,397 Annual Unlinked Trips (UPT)

Service Supplied

942,171 Annual Vehicle Revenue Miles (VRM)
 68,557 Annual Vehicle Revenue Hours (VRH)

Summary of Operating Expenses (OE)

\$4,795,303 Total Operating Expenses

Database Information

NTDID: 9R02-91007

Reporter Type: Rural General Public Transit

Financial Information

Sources of Operating Funds Expended

Fare Revenues	\$566,698	11.8%
Local Funds	\$929,261	19.4%
State Funds	\$1,712,177	35.7%
Federal Assistance	\$1,522,098	31.7%
Other Funds	\$65,069	1.4%
Total Operating Funds Expended	\$4,795,303	100.0%

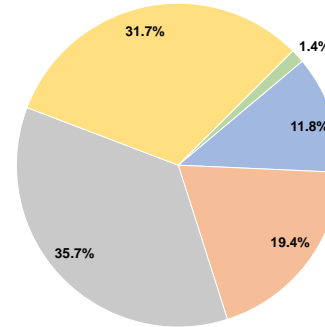
Total Operating Funds Expended \$4,795,303 100.0%

Sources of Capital Funds Expended

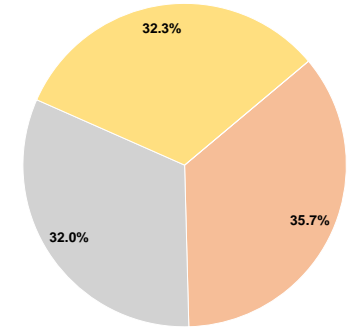
Fare Revenues	\$0	0.0%
Local Funds	\$282,132	35.7%
State Funds	\$253,205	32.0%
Federal Assistance	\$255,000	32.3%
Other Funds	\$0	0.0%
Total Capital Funds Expended	\$790,337	100.0%

Total Capital Funds Expended \$790,337 100.0%

Operating Funding Sources



Capital Funding Sources



Modal Characteristics

Operation Characteristics

Vehicles Operated at Maximum Service

Mode	Directly Operated	Purchased Transportation	Operating Expenses	Fare Revenues	Uses of Capital Funds	Annual Unlinked Trips	Annual Vehicle Revenue Miles	Annual Vehicle Revenue Hours
Demand Response	-	75	\$3,452,618	\$412,786	\$535,337	283,304	539,459	49,631
Bus	-	15	\$1,342,685	\$153,912	\$255,000	94,093	402,712	18,926
Total	-	90	\$4,795,303	\$566,698	\$790,337	377,397	942,171	68,557

Performance Measures

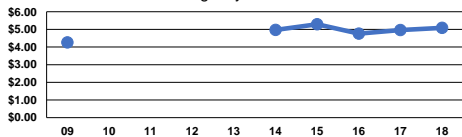
Service Efficiency

Mode	Operating Expenses per Vehicle Revenue Mile	Operating Expenses per Vehicle Revenue Hour
Demand Response	\$6.40	\$69.57
Bus	\$3.33	\$70.94
Total	\$5.09	\$69.95

Service Effectiveness

Mode	Operating Expenses per Unlinked Passenger Trip	Unlinked Trips per Vehicle Revenue Mile	Unlinked Trips per Vehicle Revenue Hour
Demand Response	\$12.19	0.5	5.7
Bus	\$14.27	0.2	5.0
Total	\$12.71	0.4	5.5

Operating Expense per Vehicle Revenue Mile: Agency Total



Unlinked Passenger Trips per Vehicle Revenue Mile: Agency Total

