

# Modoc Transportation Agency

2018 Annual Agency Profile

## General Information

### Service Consumption

13,251 Annual Unlinked Trips (UPT)

### Service Supplied

121,945 Annual Vehicle Revenue Miles (VRM)  
 5,739 Annual Vehicle Revenue Hours (VRH)

### Summary of Operating Expenses (OE)

\$401,251 Total Operating Expenses

### Database Information

NTDID: 9R02-91008

Reporter Type: Rural General Public Transit

## Financial Information

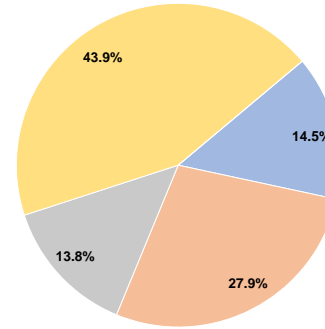
### Sources of Operating Funds Expended

Fare Revenues	\$58,133	14.5%
Local Funds	\$111,770	27.9%
State Funds	\$55,246	13.8%
Federal Assistance	\$176,102	43.9%
Other Funds	\$0	0.0%
<b>Total Operating Funds Expended</b>	<b>\$401,251</b>	<b>100.0%</b>

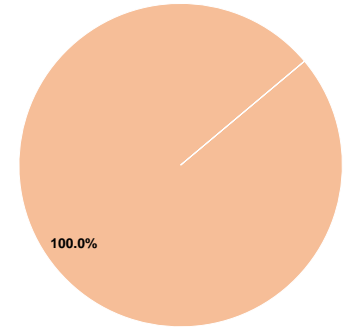
### Sources of Capital Funds Expended

Fare Revenues	\$0	0.0%
Local Funds	\$6,823	100.0%
State Funds	\$0	0.0%
Federal Assistance	\$0	0.0%
Other Funds	\$0	0.0%
<b>Total Capital Funds Expended</b>	<b>\$6,823</b>	<b>100.0%</b>

### Operating Funding Sources



### Capital Funding Sources



## Modal Characteristics

### Operation Characteristics

#### Vehicles Operated at Maximum Service

Mode	Directly Operated	Purchased Transportation	Operating Expenses	Fare Revenues	Uses of Capital Funds	Annual Unlinked Trips	Annual Vehicle Revenue Miles	Annual Vehicle Revenue Hours
Demand Response	-	2	\$123,934	\$12,765	\$6,823	10,765	37,665	3,511
Bus	-	1	\$277,317	\$45,368	\$0	2,486	84,280	2,228
<b>Total</b>	<b>-</b>	<b>3</b>	<b>\$401,251</b>	<b>\$58,133</b>	<b>\$6,823</b>	<b>13,251</b>	<b>121,945</b>	<b>5,739</b>

### Performance Measures

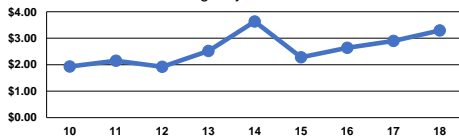
#### Service Efficiency

Mode	Operating Expenses per Vehicle Revenue Mile	Operating Expenses per Vehicle Revenue Hour
Demand Response	\$3.29	\$35.30
Bus	\$3.29	\$124.47
<b>Total</b>	<b>\$3.29</b>	<b>\$69.92</b>

#### Service Effectiveness

Mode	Operating Expenses per Unlinked Passenger Trip	Unlinked Trips per Vehicle Revenue Mile	Unlinked Trips per Vehicle Revenue Hour
Demand Response	\$11.51	0.3	3.1
Bus	\$111.55	0.0	1.1
<b>Total</b>	<b>\$30.28</b>	<b>0.1</b>	<b>2.3</b>

Operating Expense per Vehicle Revenue Mile: Agency Total



Unlinked Passenger Trips per Vehicle Revenue Mile: Agency Total

