

# City of Chowchilla

## 2018 Annual Agency Profile

### General Information

#### Service Consumption

15,337 Annual Unlinked Trips (UPT)

#### Service Supplied

23,524 Annual Vehicle Revenue Miles (VRM)  
2,422 Annual Vehicle Revenue Hours (VRH)

#### Summary of Operating Expenses (OE)

\$416,148 Total Operating Expenses

#### Database Information

NTDID: 9R02-91071

Reporter Type: Rural General Public Transit

### Financial Information

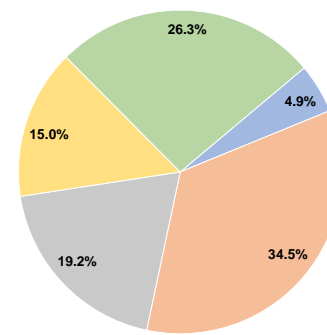
#### Sources of Operating Funds Expended

Fare Revenues	\$20,489	4.9%
Local Funds	\$143,664	34.5%
State Funds	\$80,101	19.2%
Federal Assistance	\$62,279	15.0%
Other Funds	\$109,615	26.3%
<b>Total Operating Funds Expended</b>	<b>\$416,148</b>	<b>100.0%</b>

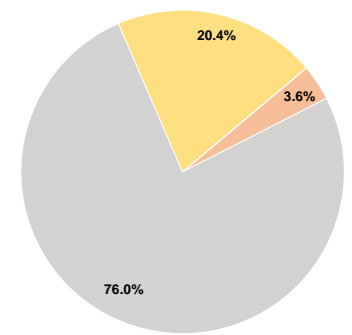
#### Sources of Capital Funds Expended

Fare Revenues	\$0	0.0%
Local Funds	\$13,961	3.6%
State Funds	\$294,925	76.0%
Federal Assistance	\$79,112	20.4%
Other Funds	\$0	0.0%
<b>Total Capital Funds Expended</b>	<b>\$387,998</b>	<b>100.0%</b>

#### Operating Funding Sources



#### Capital Funding Sources



### Modal Characteristics

#### Operation Characteristics

#### Vehicles Operated at Maximum Service

Mode	Directly Operated	Purchased Transportation	Operating Expenses	Fare Revenues	Uses of Capital Funds	Annual Unlinked Trips	Annual Vehicle Revenue Miles	Annual Vehicle Revenue Hours
Demand Response	2	-	\$416,148	\$20,489	\$387,998	15,337	23,524	2,422
<b>Total</b>	<b>2</b>	<b>-</b>	<b>\$416,148</b>	<b>\$20,489</b>	<b>\$387,998</b>	<b>15,337</b>	<b>23,524</b>	<b>2,422</b>

#### Performance Measures

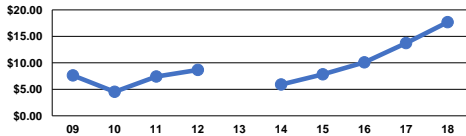
#### Service Efficiency

Mode	Operating Expenses per Vehicle Revenue Mile	Operating Expenses per Vehicle Revenue Hour
Demand Response	\$17.69	\$171.82
<b>Total</b>	<b>\$17.69</b>	<b>\$171.82</b>

#### Service Effectiveness

Mode	Operating Expenses per Unlinked Passenger Trip	Unlinked Trips per Vehicle Revenue Mile	Unlinked Trips per Vehicle Revenue Hour
Demand Response	\$27.13	0.7	6.3
<b>Total</b>	<b>\$27.13</b>	<b>0.7</b>	<b>6.3</b>

Operating Expense per Vehicle Revenue Mile: Agency Total



Unlinked Passenger Trips per Vehicle Revenue Mile: Agency Total

