

**General Information**

**Service Consumption**

3,262 Annual Unlinked Trips (UPT)

**Service Supplied**

22,277 Annual Vehicle Revenue Miles (VRM)  
1,682 Annual Vehicle Revenue Hours (VRH)

**Summary of Operating Expenses (OE)**

\$151,601 Total Operating Expenses

**Database Information**

NTDID: 9R02-91078

Reporter Type: Rural General Public Transit

**Financial Information**

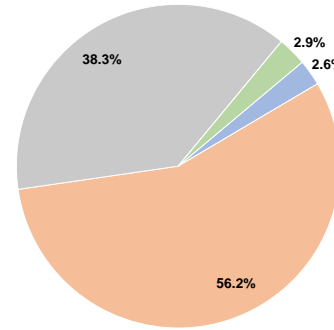
**Sources of Operating Funds Expended**

Fare Revenues	\$3,958	2.6%
Local Funds	\$85,211	56.2%
State Funds	\$58,063	38.3%
Federal Assistance	\$0	0.0%
Other Funds	\$4,369	2.9%
<b>Total Operating Funds Expended</b>	<b>\$151,601</b>	<b>100.0%</b>

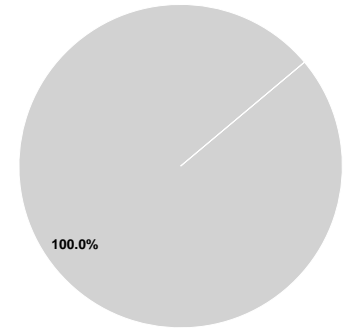
**Sources of Capital Funds Expended**

Fare Revenues	\$0	0.0%
Local Funds	\$0	0.0%
State Funds	\$525	100.0%
Federal Assistance	\$0	0.0%
Other Funds	\$0	0.0%
<b>Total Capital Funds Expended</b>	<b>\$525</b>	<b>100.0%</b>

**Operating Funding Sources**



**Capital Funding Sources**



**Modal Characteristics**

**Operation Characteristics**

**Vehicles Operated at Maximum Service**

Mode	Directly Operated	Purchased Transportation	Operating Expenses	Fare Revenues	Uses of Capital Funds	Annual Unlinked Trips	Annual Vehicle Revenue Miles	Annual Vehicle Revenue Hours
Demand Response	-	1	\$82,516	\$2,154	\$0	2,226	4,361	922
Bus	-	1	\$69,085	\$1,804	\$525	1,036	17,916	760
<b>Total</b>	<b>-</b>	<b>2</b>	<b>\$151,601</b>	<b>\$3,958</b>	<b>\$525</b>	<b>3,262</b>	<b>22,277</b>	<b>1,682</b>

**Performance Measures**

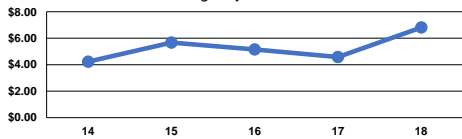
**Service Efficiency**

Mode	Operating Expenses per Vehicle Revenue Mile	Operating Expenses per Vehicle Revenue Hour
Demand Response	\$18.92	\$89.50
Bus	\$3.86	\$90.90
<b>Total</b>	<b>\$6.81</b>	<b>\$90.13</b>

**Service Effectiveness**

Mode	Operating Expenses per Unlinked Passenger Trip	Unlinked Trips per Vehicle Revenue Mile	Unlinked Trips per Vehicle Revenue Hour
Demand Response	\$37.07	0.5	2.4
Bus	\$66.68	0.1	1.4
<b>Total</b>	<b>\$46.47</b>	<b>0.1</b>	<b>1.9</b>

Operating Expense per Vehicle Revenue Mile: Agency Total



Unlinked Passenger Trips per Vehicle Revenue Mile: Agency Total

