

## General Information

**Federally Recognized Tribal Statistical Areas**  
Kalispel Reservation and Off-Reservation Trust Land, WA

**Service Consumption**  
6,741 Annual Unlinked Trips (UPT)

**Service Supplied**  
148,314 Annual Vehicle Revenue Miles (VRM)  
5,887 Annual Vehicle Revenue Hours (VRH)

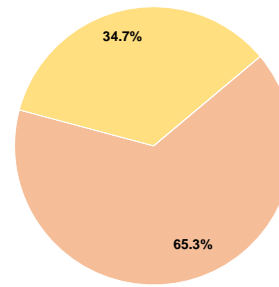
**Database Information**  
NTDID: 00009  
Reporter Type: Tribal Reporter

## Financial Information

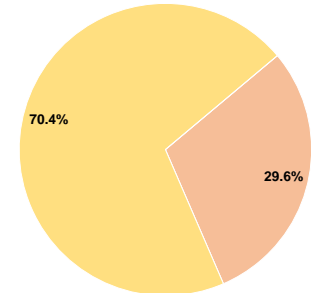
Sources of Operating Funds Expended		
Fare Revenues	\$0	0.0%
Local Funds	\$355,976	65.3%
State Funds	\$0	0.0%
Federal Assistance	\$189,333	34.7%
Other Funds	\$0	0.0%
<b>Total Operating Funds Expended</b>	<b>\$545,309</b>	<b>100.0%</b>

Sources of Capital Funds Expended		
Fare Revenues	\$0	0.0%
Local Funds	\$67,278	29.6%
State Funds	\$0	0.0%
Federal Assistance	\$159,892	70.4%
Other Funds	\$0	0.0%
<b>Total Capital Funds Expended</b>	<b>\$227,170</b>	<b>100.0%</b>

### Operating Funding Sources



### Capital Funding Sources



## Modal Characteristics

### Operation Characteristics

#### Vehicles Operated at Maximum Service

Mode	Directly Operated	Purchased Transportation	Operating Expenses	Fare Revenues	Uses of Capital Funds	Annual Unlinked Trips	Annual Vehicle Revenue Miles	Annual Vehicle Revenue Hours	Average Fleet Age in Years <sup>a</sup>
Demand Response	5	-	\$103,609	\$0	\$0	1,336	49,453	2,815	11.9
Bus	6	-	\$441,700	\$0	\$227,170	5,405	98,861	3,072	8.7
<b>Total</b>	<b>11</b>	<b>-</b>	<b>\$545,309</b>	<b>\$0</b>	<b>\$227,170</b>	<b>6,741</b>	<b>148,314</b>	<b>5,887</b>	

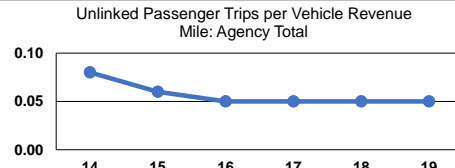
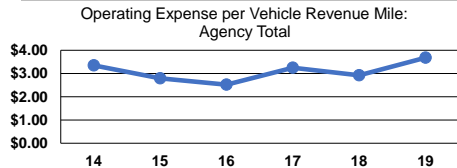
### Performance Measures

#### Service Efficiency

Mode	Operating Expenses per Vehicle Revenue Mile	Operating Expenses per Vehicle Revenue Hour
Demand Response	\$2.10	\$36.81
Bus	\$4.47	\$143.78
<b>Total</b>	<b>\$3.68</b>	<b>\$92.63</b>

#### Service Effectiveness

Mode	Operating Expenses per Unlinked Passenger Trip	Unlinked Trips per Vehicle Revenue Mile	Unlinked Trips per Vehicle Revenue Hour
Demand Response	\$77.55	0.0	0.5
Bus	\$81.72	0.1	1.8
<b>Total</b>	<b>\$80.89</b>	<b>0.0</b>	<b>1.1</b>



**Notes:**

<sup>a</sup>Demand Response - Taxi (DT) and non-dedicated fleets do not report fleet age data.