

Stillaguamish Tribe of Indians

2019 Annual Agency Profile

Transportation Manager: Mr. Tom Dietz
(360) 631-5812

General Information

Federally Recognized Tribal Statistical Areas
Stillaguamish Reservation and Off-Reservation Trust Land, WA

Service Consumption
23,433 Annual Unlinked Trips (UPT)

Service Supplied
241,295 Annual Vehicle Revenue Miles (VRM)
6,460 Annual Vehicle Revenue Hours (VRH)

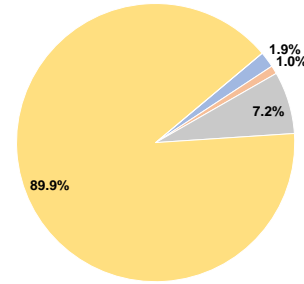
Database Information
NTDID: 00017
Reporter Type: Tribal Reporter

Financial Information

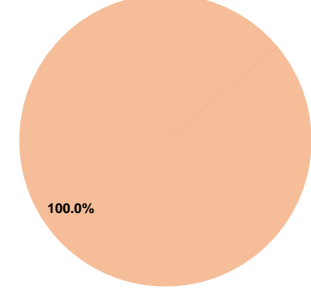
Sources of Operating Funds Expended		
Fare Revenues	\$12,214	1.9%
Local Funds	\$6,376	1.0%
State Funds	\$47,648	7.2%
Federal Assistance	\$591,838	89.9%
Other Funds	\$0	0.0%
Total Operating Funds Expended	\$658,076	100.0%

Sources of Capital Funds Expended		
Fare Revenues	\$0	0.0%
Local Funds	\$249,937	100.0%
State Funds	\$0	0.0%
Federal Assistance	\$0	0.0%
Other Funds	\$0	0.0%
Total Capital Funds Expended	\$249,937	100.0%

Operating Funding Sources



Capital Funding Sources



Modal Characteristics

Operation Characteristics

Vehicles Operated at Maximum Service

Mode	Directly Operated	Purchased Transportation	Operating Expenses	Fare Revenues	Uses of Capital Funds	Annual Unlinked Trips	Annual Vehicle Revenue Miles	Annual Vehicle Revenue Hours	Average Fleet Age in Years ^a
Demand Response	8	-	\$498,186	\$0	\$0	13,251	61,606	2,113	7.2
Vanpool	12	-	\$159,890	\$12,214	\$249,937	10,182	179,689	4,347	2.6
Total	20	-	\$658,076	\$12,214	\$249,937	23,433	241,295	6,460	

Performance Measures

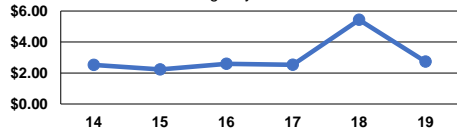
Service Efficiency

Mode	Operating Expenses per Vehicle Revenue Mile	Operating Expenses per Vehicle Revenue Hour
Demand Response	\$8.09	\$235.77
Vanpool	\$0.89	\$36.78
Total	\$2.73	\$101.87

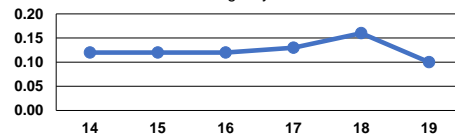
Service Effectiveness

Mode	Operating Expenses per Unlinked Passenger Trip	Unlinked Trips per Vehicle Revenue Mile	Unlinked Trips per Vehicle Revenue Hour
Demand Response	\$37.60	0.2	6.3
Vanpool	\$15.70	0.1	2.3
Total	\$28.08	0.1	3.6

Operating Expense per Vehicle Revenue Mile: Agency Total



Unlinked Passenger Trips per Vehicle Revenue Mile: Agency Total



Notes:

^aDemand Response - Taxi (DT) and non-dedicated fleets do not report fleet age data.