

**General Information**

**Federally Recognized Tribal Statistical Areas**

Makah Indian Reservation, WA

**Service Consumption**

5,373 Annual Unlinked Trips (UPT)

**Service Supplied**

42,428 Annual Vehicle Revenue Miles (VRM)  
2,448 Annual Vehicle Revenue Hours (VRH)

**Database Information**

NTDID: 00036  
Reporter Type: Tribal Reporter

**Financial Information**

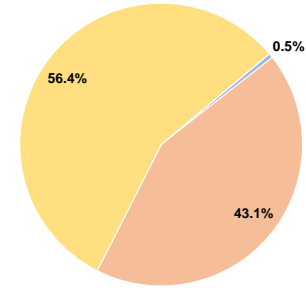
**Sources of Operating Funds Expended**

Fare Revenues	\$1,031	0.5%
Local Funds	\$84,757	43.1%
State Funds	\$0	0.0%
Federal Assistance	\$111,038	56.4%
Other Funds	\$0	0.0%
<b>Total Operating Funds Expended</b>	<b>\$196,826</b>	<b>100.0%</b>

**Sources of Capital Funds Expended**

Fare Revenues	\$0
Local Funds	\$0
State Funds	\$0
Federal Assistance	\$0
Other Funds	\$0
<b>Total Capital Funds Expended</b>	<b>\$0</b>

**Operating Funding Sources**



**Modal Characteristics**

**Operation Characteristics**

**Vehicles Operated at Maximum Service**

Mode	Directly Operated	Purchased Transportation	Operating Expenses	Fare Revenues	Uses of Capital Funds	Annual Unlinked Trips	Annual Vehicle Revenue Miles	Annual Vehicle Revenue Hours	Average Fleet Age in Years <sup>a</sup>
Bus	1	-	\$196,826	\$1,031	\$0	5,373	42,428	2,448	7.3
<b>Total</b>	<b>1</b>	<b>-</b>	<b>\$196,826</b>	<b>\$1,031</b>	<b>\$0</b>	<b>5,373</b>	<b>42,428</b>	<b>2,448</b>	

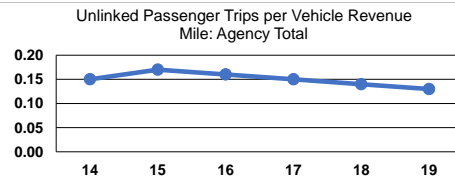
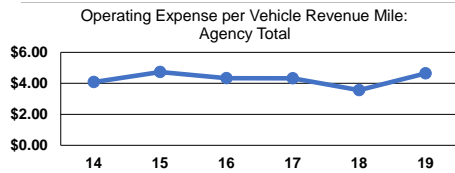
**Performance Measures**

**Service Efficiency**

Mode	Operating Expenses per Vehicle Revenue Mile	Operating Expenses per Vehicle Revenue Hour
Bus	\$4.64	\$80.40
<b>Total</b>	<b>\$4.64</b>	<b>\$80.40</b>

**Service Effectiveness**

Mode	Operating Expenses per Unlinked Passenger Trip	Unlinked Trips per Vehicle Revenue Mile	Unlinked Trips per Vehicle Revenue Hour
Bus	\$36.63	0.1	2.2
<b>Total</b>	<b>\$36.63</b>	<b>0.1</b>	<b>2.2</b>



**Notes:**

<sup>a</sup>Demand Response - Taxi (DT) and non-dedicated fleets do not report fleet age data.