

City of Corvallis dba Corvallis Transit System

2019 Annual Agency Profile

General Information

Urbanized Area (UZA) Statistics - 2010 Census

Corvallis, OR
21 Square Miles
62,433 Population
436 Pop. Rank out of 498 UZAs

Service Area Statistics

14 Square Miles
54,462 Population

Service Consumption

1,093,925 Annual Unlinked Trips (UPT)

Service Supplied

446,438 Annual Vehicle Revenue Miles (VRM)
29,281 Annual Vehicle Revenue Hours (VRH)

Database Information

NTDID: 00047

Reporter Type: Reduced Reporter

Financial Information

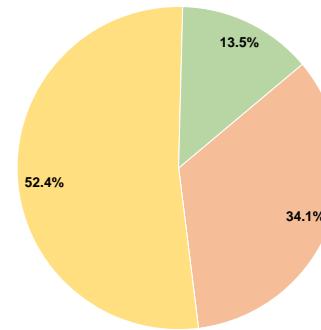
Sources of Operating Funds Expended

Fare Revenues	\$0	0.0%
Local Funds	\$1,022,788	34.1%
State Funds	\$0	0.0%
Federal Assistance	\$1,568,595	52.4%
Other Funds	\$403,926	13.5%
Total Operating Funds Expended	\$2,995,309	100.0%

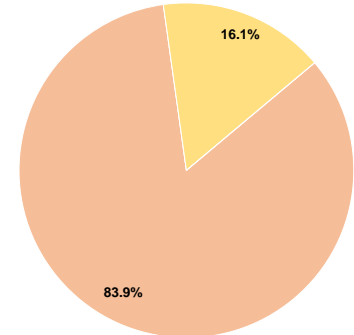
Sources of Capital Funds Expended

Fare Revenues	\$0	0.0%
Local Funds	\$53,962	83.9%
State Funds	\$0	0.0%
Federal Assistance	\$10,348	16.1%
Other Funds	\$0	0.0%
Total Capital Funds Expended	\$64,310	100.0%

Operating Funding Sources



Capital Funding Sources



Modal Characteristics

Operation Characteristics

Vehicles Operated at Maximum Service

Mode	Directly Operated	Purchased Transportation	Operating Expenses	Fare Revenues	Uses of Capital Funds	Annual Unlinked Trips	Annual Vehicle Revenue Miles	Annual Vehicle Revenue Hours	Average Fleet Age in Years ^a
Bus	-	11	\$2,973,124	\$0	\$64,310	1,093,925	446,438	29,281	8.1
Total	-	11	\$2,973,124	\$0	\$64,310	1,093,925	446,438	29,281	

Performance Measures

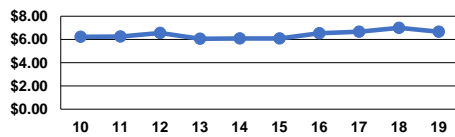
Service Efficiency

Mode	Operating Expenses per Vehicle Revenue Mile	Operating Expenses per Vehicle Revenue Hour
Bus	\$6.66	\$101.54
Total	\$6.66	\$101.54

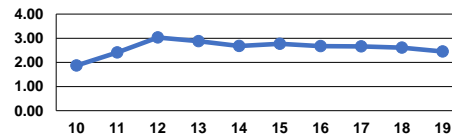
Service Effectiveness

Mode	Operating Expenses per Unlinked Passenger Trip	Unlinked Trips per Vehicle Revenue Mile	Unlinked Trips per Vehicle Revenue Hour
Bus	\$2.72	2.5	37.4
Total	\$2.72	2.5	37.4

Operating Expense per Vehicle Revenue Mile: Bus



Unlinked Passenger Trips per Vehicle Revenue Mile: Bus



Notes:

^aDemand Response - Taxi (DT) and non-dedicated fleets do not report fleet age data.