

General Information

Urbanized Area (UZA) Statistics - 2010 Census

Coeur d'Alene, ID
 47 **Square Miles**
 98,378 **Population**
 304 **Pop. Rank out of 498 UZAs**
Other UZAs Served
 0 Idaho Non-UZA

Service Area Statistics

388 **Square Miles**
 21,188 **Population**

Service Consumption

239,384 **Annual Unlinked Trips (UPT)**

Service Supplied

679,756 **Annual Vehicle Revenue Miles (VRM)**
 25,849 **Annual Vehicle Revenue Hours (VRH)**

Database Information

NTDID: 00053
 Reporter Type: Tribal Reporter

Financial Information

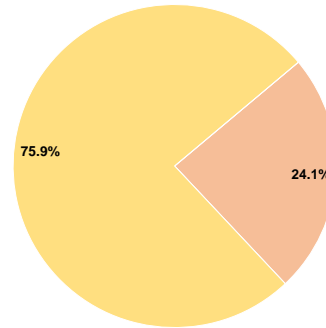
Sources of Operating Funds Expended

Fare Revenues	\$0	0.0%
Local Funds	\$423,812	24.1%
State Funds	\$0	0.0%
Federal Assistance	\$1,334,440	75.9%
Other Funds	\$0	0.0%
Total Operating Funds Expended	\$1,758,252	100.0%

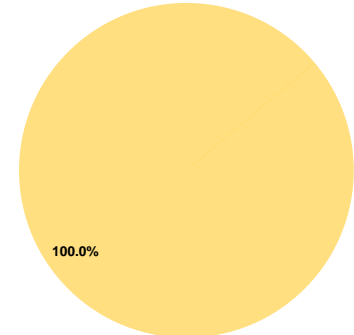
Sources of Capital Funds Expended

Fare Revenues	\$0	0.0%
Local Funds	\$0	0.0%
State Funds	\$0	0.0%
Federal Assistance	\$45,612	100.0%
Other Funds	\$0	0.0%
Total Capital Funds Expended	\$45,612	100.0%

Operating Funding Sources



Capital Funding Sources



Modal Characteristics

Operation Characteristics

Vehicles Operated at Maximum Service

Mode	Directly Operated	Purchased Transportation	Operating Expenses	Fare Revenues	Uses of Capital Funds	Annual Unlinked Trips	Annual Vehicle Revenue Miles	Annual Vehicle Revenue Hours	Average Fleet Age in Years ^a
Demand Response	2	-	\$165,222	\$0	\$45,612	7,731	65,387	1,951	6.0
Bus	5	-	\$1,593,030	\$0	\$0	231,653	614,369	23,898	8.3
Total	7	-	\$1,758,252	\$0	\$45,612	239,384	679,756	25,849	

Performance Measures

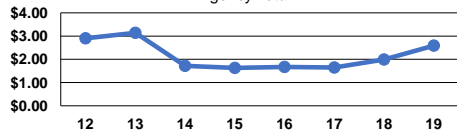
Service Efficiency

Mode	Operating Expenses per Vehicle Revenue Mile	Operating Expenses per Vehicle Revenue Hour
Demand Response	\$2.53	\$84.69
Bus	\$2.59	\$66.66
Total	\$2.59	\$68.02

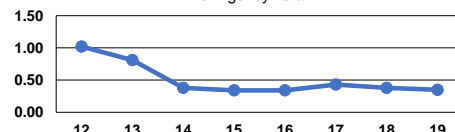
Service Effectiveness

Mode	Operating Expenses per Unlinked Passenger Trip	Unlinked Trips per Vehicle Revenue Mile	Unlinked Trips per Vehicle Revenue Hour
Demand Response	\$21.37	0.1	4.0
Bus	\$6.88	0.4	9.7
Total	\$7.34	0.4	9.3

Operating Expense per Vehicle Revenue Mile: Agency Total



Unlinked Passenger Trips per Vehicle Revenue Mile: Agency Total



Notes:

^aDemand Response - Taxi (DT) and non-dedicated fleets do not report fleet age data.