

## General Information

### Federally Recognized Tribal Statistical Areas

Umatilla Reservation and Off-Reservation Trust Land, OR

### Service Consumption

103,343 Annual Unlinked Trips (UPT)

### Service Supplied

430,526 Annual Vehicle Revenue Miles (VRM)

15,713 Annual Vehicle Revenue Hours (VRH)

### Database Information

NTDID: 00119

Reporter Type: Tribal Reporter

## Financial Information

### Sources of Operating Funds Expended

Fare Revenues	\$0	0.0%
Local Funds	\$371,789	23.8%
State Funds	\$532,654	34.0%
Federal Assistance	\$660,341	42.2%
Other Funds	\$0	0.0%

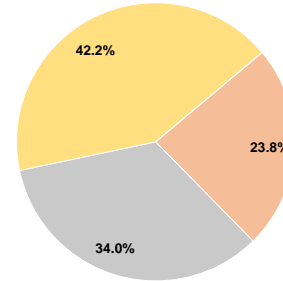
**Total Operating Funds Expended \$1,564,784 100.0%**

### Sources of Capital Funds Expended

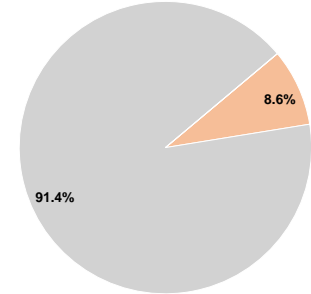
Fare Revenues	\$0	0.0%
Local Funds	\$32,822	8.6%
State Funds	\$350,952	91.4%
Federal Assistance	\$0	0.0%
Other Funds	\$0	0.0%

**Total Capital Funds Expended \$383,774 100.0%**

### Operating Funding Sources



### Capital Funding Sources



## Modal Characteristics

### Operation Characteristics

#### Vehicles Operated at Maximum Service

Mode	Directly Operated	Purchased Transportation	Operating Expenses	Fare Revenues	Uses of Capital Funds	Annual Unlinked Trips	Annual Vehicle Revenue Miles	Annual Vehicle Revenue Hours	Average Fleet Age in Years <sup>a</sup>
Commuter Bus	5	-	\$954,085	\$0	\$298,328	71,986	323,919	9,649	2.2
Bus	3	-	\$610,700	\$0	\$85,446	31,357	106,607	6,064	6.3
<b>Total</b>	<b>8</b>	<b>-</b>	<b>\$1,564,785</b>	<b>\$0</b>	<b>\$383,774</b>	<b>103,343</b>	<b>430,526</b>	<b>15,713</b>	

### Performance Measures

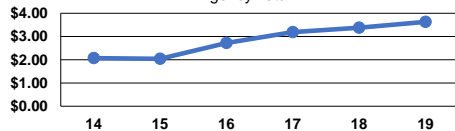
#### Service Efficiency

Mode	Operating Expenses per Vehicle Revenue Mile	Operating Expenses per Vehicle Revenue Hour
Commuter Bus	\$2.95	\$98.88
Bus	\$5.73	\$100.71
<b>Total</b>	<b>\$3.63</b>	<b>\$99.59</b>

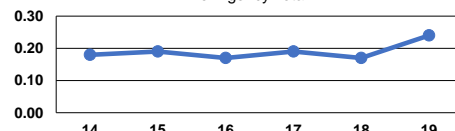
#### Service Effectiveness

Mode	Operating Expenses per Unlinked Passenger Trip	Unlinked Trips per Vehicle Revenue Mile	Unlinked Trips per Vehicle Revenue Hour
Commuter Bus	\$13.25	0.2	7.5
Bus	\$19.48	0.3	5.2
<b>Total</b>	<b>\$15.14</b>	<b>0.2</b>	<b>6.6</b>

Operating Expense per Vehicle Revenue Mile: Agency Total



Unlinked Passenger Trips per Vehicle Revenue Mile: Agency Total



**Notes:**

<sup>a</sup>Demand Response - Taxi (DT) and non-dedicated fleets do not report fleet age data.