

General Information

Urbanized Area (UZA) Statistics - 2010 Census

Nampa, ID
69 **Square Miles**
151,499 **Population**
216 **Pop. Rank out of 498 UZAs**

Other UZAs Served

0 Idaho Non-UZA

Service Area Statistics

210 **Square Miles**
148,011 **Population**

Service Consumption

116,601 **Annual Unlinked Trips (UPT)**

Service Supplied

609,049 **Annual Vehicle Revenue Miles (VRM)**
40,173 **Annual Vehicle Revenue Hours (VRH)**

Database Information

NTDID: 00373

Reporter Type: Reduced Reporter

Financial Information

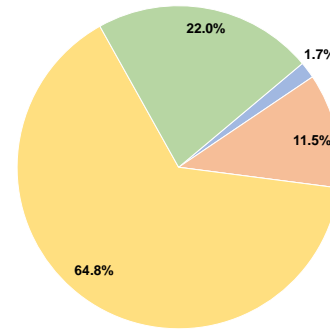
Sources of Operating Funds Expended

Fare Revenues	\$40,254	1.7%
Local Funds	\$278,597	11.5%
State Funds	\$0	0.0%
Federal Assistance	\$1,571,128	64.8%
Other Funds	\$532,896	22.0%
Total Operating Funds Expended	\$2,422,875	100.0%

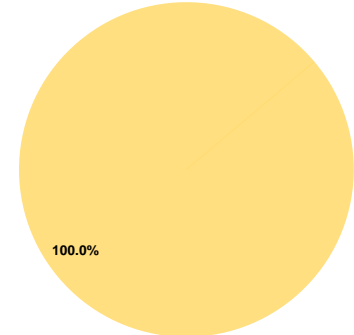
Sources of Capital Funds Expended

Fare Revenues	\$0	0.0%
Local Funds	\$0	0.0%
State Funds	\$0	0.0%
Federal Assistance	\$442,468	100.0%
Other Funds	\$0	0.0%
Total Capital Funds Expended	\$442,468	100.0%

Operating Funding Sources



Capital Funding Sources



Modal Characteristics

Operation Characteristics

Vehicles Operated at Maximum Service

Mode	Directly Operated	Purchased Transportation	Operating Expenses	Fare Revenues	Uses of Capital Funds	Annual Unlinked Trips	Annual Vehicle Revenue Miles	Annual Vehicle Revenue Hours	Average Fleet Age in Years ^a
Demand Response	15	-	\$1,258,248	\$8,040	\$0	45,719	248,798	24,300	9.3
Bus	10	-	\$1,164,627	\$32,214	\$442,468	70,882	360,251	15,873	12.4
Total	25	-	\$2,422,875	\$40,254	\$442,468	116,601	609,049	40,173	


Performance Measures

Service Efficiency

Mode	Operating Expenses per Vehicle Revenue Mile	Operating Expenses per Vehicle Revenue Hour
Demand Response	\$5.06	\$51.78
Bus	\$3.23	\$73.37
Total	\$3.98	\$60.31

Service Effectiveness

Mode	Operating Expenses per Unlinked Passenger Trip	Unlinked Trips per Vehicle Revenue Mile	Unlinked Trips per Vehicle Revenue Hour
Demand Response	\$27.52	0.2	1.9
Bus	\$16.43	0.2	4.5
Total	\$20.78	0.2	2.9



Notes:

^aDemand Response - Taxi (DT) and non-dedicated fleets do not report fleet age data.