

Quileute Tribe Community Shuttle

2019 Annual Agency Profile

General Information

Federally Recognized Tribal Statistical Areas

Quileute Reservation, WA

Service Consumption

1,670 Annual Unlinked Trips (UPT)

Service Supplied

46,760 Annual Vehicle Revenue Miles (VRM)
2,087 Annual Vehicle Revenue Hours (VRH)

Database Information

NTDID: 00417
Reporter Type: Tribal Reporter

Financial Information

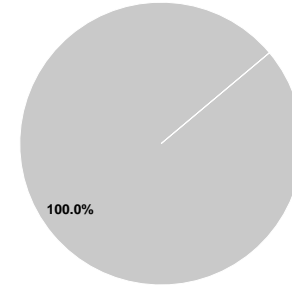
Sources of Operating Funds Expended

Fare Revenues	\$0	0.0%
Local Funds	\$0	0.0%
State Funds	\$94,483	100.0%
Federal Assistance	\$0	0.0%
Other Funds	\$0	0.0%
Total Operating Funds Expended	\$94,483	100.0%

Sources of Capital Funds Expended

Fare Revenues	\$0
Local Funds	\$0
State Funds	\$0
Federal Assistance	\$0
Other Funds	\$0
Total Capital Funds Expended	\$0

Operating Funding Sources



Modal Characteristics

Operation Characteristics

Vehicles Operated at Maximum Service

Mode	Directly Operated	Purchased Transportation	Operating Expenses	Fare Revenues	Uses of Capital Funds	Annual Unlinked Trips	Annual Vehicle Revenue Miles	Annual Vehicle Revenue Hours	Average Fleet Age in Years ^a
Bus	1	-	\$94,483	\$0	\$0	1,670	46,760	2,087	11.0
Total	1	-	\$94,483	\$0	\$0	1,670	46,760	2,087	

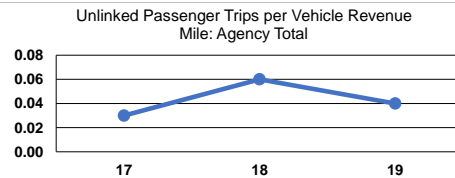
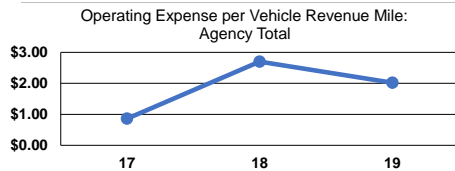
Performance Measures

Service Efficiency

Mode	Operating Expenses per Vehicle Revenue Mile	Operating Expenses per Vehicle Revenue Hour
Bus	\$2.02	\$45.27
Total	\$2.02	\$45.27

Service Effectiveness

Mode	Operating Expenses per Unlinked Passenger Trip	Unlinked Trips per Vehicle Revenue Mile	Unlinked Trips per Vehicle Revenue Hour
Bus	\$56.58	0.0	0.8
Total	\$56.58	0.0	0.8



Notes:

^aDemand Response - Taxi (DT) and non-dedicated fleets do not report fleet age data.