

Tillamook County Transportation District

2019 Annual Agency Profile

General Information

Service Consumption

142,114 Annual Unlinked Trips (UPT)

Service Supplied

1,050,355 Annual Vehicle Revenue Miles (VRM)
41,601 Annual Vehicle Revenue Hours (VRH)

Summary of Operating Expenses (OE)

\$2,732,402 Total Operating Expenses

Database Information

NTDID: 0R02-00296

Reporter Type: Rural General Public Transit

Financial Information

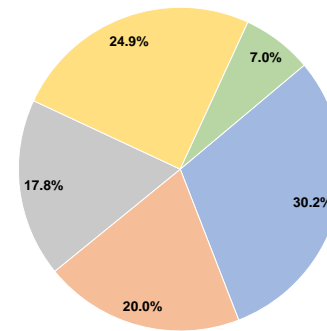
Sources of Operating Funds Expended

Fare Revenues	\$825,852	30.2%
Local Funds	\$546,857	20.0%
State Funds	\$486,918	17.8%
Federal Assistance	\$680,866	24.9%
Other Funds	\$191,909	7.0%
Total Operating Funds Expended	\$2,732,402	100.0%

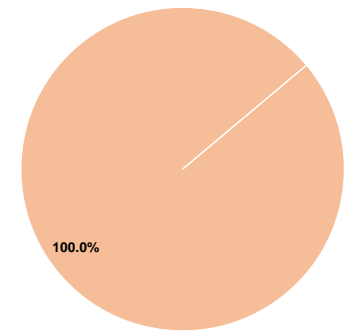
Sources of Capital Funds Expended

Fare Revenues	\$0	0.0%
Local Funds	\$17,010	100.0%
State Funds	\$0	0.0%
Federal Assistance	\$0	0.0%
Other Funds	\$0	0.0%
Total Capital Funds Expended	\$17,010	100.0%

Operating Funding Sources



Capital Funding Sources



Modal Characteristics

Operation Characteristics

Vehicles Operated at Maximum Service

Mode	Directly Operated	Purchased Transportation	Operating Expenses	Fare Revenues	Uses of Capital Funds	Annual Unlinked Trips	Annual Vehicle Revenue Miles	Annual Vehicle Revenue Hours
Commuter Bus	4	-	\$662,451	\$150,692	\$0	27,047	318,284	8,904
Demand Response	12	-	\$904,353	\$555,265	\$0	11,126	300,008	14,092
Bus	5	-	\$1,165,598	\$119,895	\$17,010	103,941	432,063	18,605
Total	21	-	\$2,732,402	\$825,852	\$17,010	142,114	1,050,355	41,601

Performance Measures

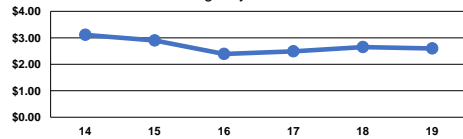
Service Efficiency

Mode	Operating Expenses per Vehicle Revenue Mile	Operating Expenses per Vehicle Revenue Hour
Commuter Bus	\$2.08	\$74.40
Demand Response	\$3.01	\$64.17
Bus	\$2.70	\$62.65
Total	\$2.60	\$65.68

Service Effectiveness

Mode	Operating Expenses per Unlinked Passenger Trip	Unlinked Trips per Vehicle Revenue Mile	Unlinked Trips per Vehicle Revenue Hour
Commuter Bus	\$24.49	0.1	3.0
Demand Response	\$81.28	0.0	0.8
Bus	\$11.21	0.2	5.6
Total	\$19.23	0.1	3.4

Operating Expense per Vehicle Revenue Mile: Agency Total



Unlinked Passenger Trips per Vehicle Revenue Mile: Agency Total

