

Yamhill County

2019 Annual Agency Profile

General Information

Service Consumption

252,960 Annual Unlinked Trips (UPT)

Service Supplied

671,539 Annual Vehicle Revenue Miles (VRM)

36,156 Annual Vehicle Revenue Hours (VRH)

Summary of Operating Expenses (OE)

\$2,528,409 Total Operating Expenses

Database Information

NTDID: 0R02-00321

Reporter Type: Rural General Public Transit

Financial Information

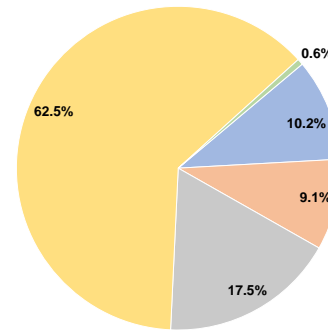
Sources of Operating Funds Expended

Fare Revenues	\$258,586	10.2%
Local Funds	\$229,896	9.1%
State Funds	\$443,600	17.5%
Federal Assistance	\$1,581,213	62.5%
Other Funds	\$15,114	0.6%
Total Operating Funds Expended	\$2,528,409	100.0%

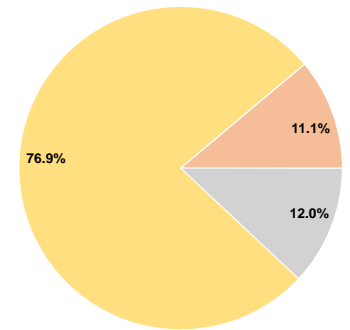
Sources of Capital Funds Expended

Fare Revenues	\$0	0.0%
Local Funds	\$196,717	11.1%
State Funds	\$211,939	12.0%
Federal Assistance	\$1,360,126	76.9%
Other Funds	\$0	0.0%
Total Capital Funds Expended	\$1,768,782	100.0%

Operating Funding Sources



Capital Funding Sources



Modal Characteristics

Operation Characteristics

Vehicles Operated at Maximum Service

Mode	Directly Operated	Purchased Transportation	Operating Expenses	Fare Revenues	Uses of Capital Funds	Annual Unlinked Trips	Annual Vehicle Revenue Miles	Annual Vehicle Revenue Hours
Commuter Bus	-	9	\$1,616,725	\$113,778	\$1,060,801	146,304	429,537	15,921
Demand Response	-	11	\$524,345	\$87,919	\$199,406	31,176	136,152	12,256
Bus	-	6	\$387,339	\$56,889	\$508,575	75,480	105,850	7,979
Total	-	26	\$2,528,409	\$258,586	\$1,768,782	252,960	671,539	36,156

Performance Measures

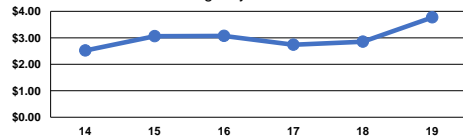
Service Efficiency

Mode	Operating Expenses per Vehicle Revenue Mile	Operating Expenses per Vehicle Revenue Hour
Commuter Bus	\$3.76	\$101.55
Demand Response	\$3.85	\$42.78
Bus	\$3.66	\$48.54
Total	\$3.77	\$69.93

Service Effectiveness

Mode	Operating Expenses per Unlinked Passenger Trip	Unlinked Trips per Vehicle Revenue Mile	Unlinked Trips per Vehicle Revenue Hour
Commuter Bus	\$11.05	0.3	9.2
Demand Response	\$16.82	0.2	2.5
Bus	\$5.13	0.7	9.5
Total	\$10.00	0.4	7.0

Operating Expense per Vehicle Revenue Mile: Agency Total



Unlinked Passenger Trips per Vehicle Revenue Mile: Agency Total

