

Malheur Council on Aging and Community Services

2019 Annual Agency Profile

General Information

Service Consumption

31,783 Annual Unlinked Trips (UPT)

Service Supplied

218,705 Annual Vehicle Revenue Miles (VRM)
 12,651 Annual Vehicle Revenue Hours (VRH)

Summary of Operating Expenses (OE)

\$654,407 Total Operating Expenses

Database Information

NTDID: 0R02-00323
 Reporter Type: Rural General Public Transit

Financial Information

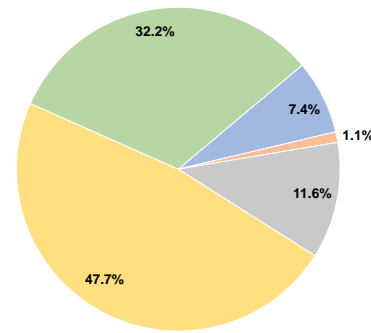
Sources of Operating Funds Expended

Fare Revenues	\$48,455	7.4%
Local Funds	\$6,910	1.1%
State Funds	\$76,122	11.6%
Federal Assistance	\$311,980	47.7%
Other Funds	\$210,941	32.2%
Total Operating Funds Expended	\$654,408	100.0%

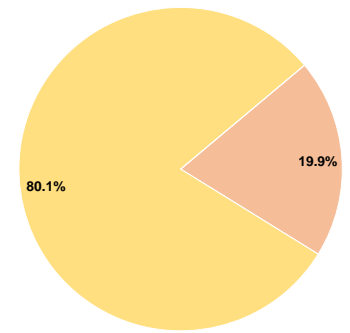
Sources of Capital Funds Expended

Fare Revenues	\$0	0.0%
Local Funds	\$10,090	19.9%
State Funds	\$0	0.0%
Federal Assistance	\$40,555	80.1%
Other Funds	\$0	0.0%
Total Capital Funds Expended	\$50,645	100.0%

Operating Funding Sources



Capital Funding Sources



Modal Characteristics

Operation Characteristics

Vehicles Operated at Maximum Service

Mode	Directly Operated	Purchased Transportation	Operating Expenses	Fare Revenues	Uses of Capital Funds	Annual Unlinked Trips	Annual Vehicle Revenue Miles	Annual Vehicle Revenue Hours
Commuter Bus	1	-	\$52,714	\$6,426	\$0	1,441	28,382	1,052
Demand Response	7	-	\$448,774	\$31,024	\$50,645	13,834	159,556	8,767
Bus	1	-	\$152,919	\$11,005	\$0	16,508	30,767	2,832
Total	9	-	\$654,407	\$48,455	\$50,645	31,783	218,705	12,651

Performance Measures

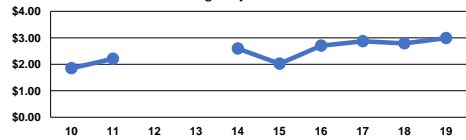
Service Efficiency

Mode	Operating Expenses per Vehicle Revenue Mile	Operating Expenses per Vehicle Revenue Hour
Commuter Bus	\$1.86	\$50.11
Demand Response	\$2.81	\$51.19
Bus	\$4.97	\$54.00
Total	\$2.99	\$51.73

Service Effectiveness

Mode	Operating Expenses per Unlinked Passenger Trip	Unlinked Trips per Vehicle Revenue Mile	Unlinked Trips per Vehicle Revenue Hour
Commuter Bus	\$36.58	0.1	1.4
Demand Response	\$32.44	0.1	1.6
Bus	\$9.26	0.5	5.8
Total	\$20.59	0.1	2.5

Operating Expense per Vehicle Revenue Mile: Agency Total



Unlinked Passenger Trips per Vehicle Revenue Mile: Agency Total

