

# People for People Moses Lake

## 2019 Annual Agency Profile

### General Information

#### Service Consumption

24,477 Annual Unlinked Trips (UPT)

#### Service Supplied

424,161 Annual Vehicle Revenue Miles (VRM)  
 21,335 Annual Vehicle Revenue Hours (VRH)

#### Summary of Operating Expenses (OE)

\$1,221,846 Total Operating Expenses

#### Database Information

NTDID: 0R03-00287

Reporter Type: Rural General Public Transit

### Financial Information

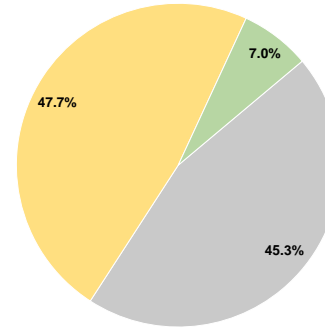
#### Sources of Operating Funds Expended

Fare Revenues	\$0	0.0%
Local Funds	\$0	0.0%
State Funds	\$553,027	45.3%
Federal Assistance	\$583,363	47.7%
Other Funds	\$85,456	7.0%
<b>Total Operating Funds Expended</b>	<b>\$1,221,846</b>	<b>100.0%</b>

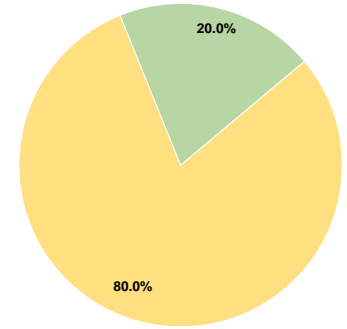
#### Sources of Capital Funds Expended

Fare Revenues	\$0	0.0%
Local Funds	\$0	0.0%
State Funds	\$0	0.0%
Federal Assistance	\$199,274	80.0%
Other Funds	\$49,818	20.0%
<b>Total Capital Funds Expended</b>	<b>\$249,092</b>	<b>100.0%</b>

#### Operating Funding Sources



#### Capital Funding Sources



### Modal Characteristics

#### Operation Characteristics

#### Vehicles Operated at Maximum Service

Mode	Directly Operated	Purchased Transportation	Operating Expenses	Fare Revenues	Uses of Capital Funds	Annual Unlinked Trips	Annual Vehicle Revenue Miles	Annual Vehicle Revenue Hours
Demand Response	19	-	\$480,146	\$0	\$249,092	11,420	156,243	9,395
Bus	6	-	\$741,700	\$0	\$0	13,057	267,918	11,940
<b>Total</b>	<b>25</b>	<b>-</b>	<b>\$1,221,846</b>	<b>\$0</b>	<b>\$249,092</b>	<b>24,477</b>	<b>424,161</b>	<b>21,335</b>

#### Performance Measures

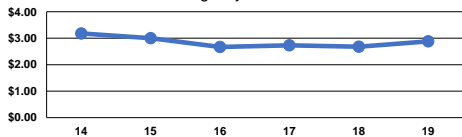
#### Service Efficiency

Mode	Operating Expenses per Vehicle Revenue Mile	Operating Expenses per Vehicle Revenue Hour
Demand Response	\$3.07	\$51.11
Bus	\$2.77	\$62.12
<b>Total</b>	<b>\$2.88</b>	<b>\$57.27</b>

#### Service Effectiveness

Mode	Operating Expenses per Unlinked Passenger Trip	Unlinked Trips per Vehicle Revenue Mile	Unlinked Trips per Vehicle Revenue Hour
Demand Response	\$42.04	0.1	1.2
Bus	\$56.80	0.0	1.1
<b>Total</b>	<b>\$49.92</b>	<b>0.1</b>	<b>1.1</b>

Operating Expense per Vehicle Revenue Mile: Agency Total



Unlinked Passenger Trips per Vehicle Revenue Mile: Agency Total

