

Klickitat County Senior Services

2019 Annual Agency Profile

General Information

Service Consumption

21,294 Annual Unlinked Trips (UPT)

Service Supplied

468,992 Annual Vehicle Revenue Miles (VRM)
21,177 Annual Vehicle Revenue Hours (VRH)

Summary of Operating Expenses (OE)

\$1,149,879 Total Operating Expenses

Database Information

NTDID: 0R03-00299

Reporter Type: Rural General Public Transit

Financial Information

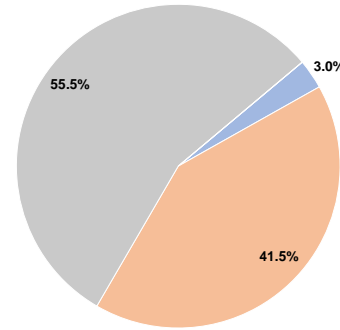
Sources of Operating Funds Expended

Fare Revenues	\$34,063	3.0%
Local Funds	\$477,621	41.5%
State Funds	\$638,195	55.5%
Federal Assistance	\$0	0.0%
Other Funds	\$0	0.0%
Total Operating Funds Expended	\$1,149,879	100.0%

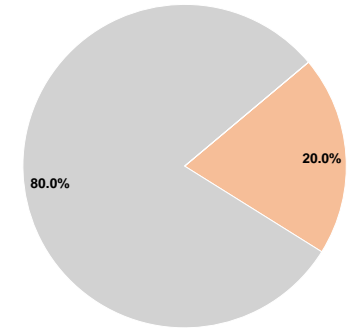
Sources of Capital Funds Expended

Fare Revenues	\$0	0.0%
Local Funds	\$13,589	20.0%
State Funds	\$54,358	80.0%
Federal Assistance	\$0	0.0%
Other Funds	\$0	0.0%
Total Capital Funds Expended	\$67,947	100.0%

Operating Funding Sources



Capital Funding Sources



Modal Characteristics

Operation Characteristics

Vehicles Operated at Maximum Service

Mode	Directly Operated	Purchased Transportation	Operating Expenses	Fare Revenues	Uses of Capital Funds	Annual Unlinked Trips	Annual Vehicle Revenue Miles	Annual Vehicle Revenue Hours
Demand Response	12	-	\$810,911	\$26,632	\$0	13,270	344,989	14,979
Bus	2	-	\$338,968	\$7,431	\$67,947	8,024	124,003	6,198
Total	14	-	\$1,149,879	\$34,063	\$67,947	21,294	468,992	21,177

Performance Measures

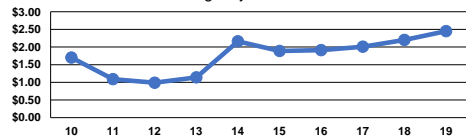
Service Efficiency

Mode	Operating Expenses per Vehicle Revenue Mile	Operating Expenses per Vehicle Revenue Hour
Demand Response	\$2.35	\$54.14
Bus	\$2.73	\$54.69
Total	\$2.45	\$54.30

Service Effectiveness

Mode	Operating Expenses per Unlinked Passenger Trip	Unlinked Trips per Vehicle Revenue Mile	Unlinked Trips per Vehicle Revenue Hour
Demand Response	\$61.11	0.0	0.9
Bus	\$42.24	0.1	1.3
Total	\$54.00	0.0	1.0

Operating Expense per Vehicle Revenue Mile: Agency Total



Unlinked Passenger Trips per Vehicle Revenue Mile: Agency Total

