

Glacier Valley Transit

2019 Annual Agency Profile

General Information

Service Consumption

93,825 Annual Unlinked Trips (UPT)

Service Supplied

113,068 Annual Vehicle Revenue Miles (VRM)
7,497 Annual Vehicle Revenue Hours (VRH)

Summary of Operating Expenses (OE)

\$416,318 Total Operating Expenses

Database Information

NTDID: 0R04-00345

Reporter Type: Rural General Public Transit

Financial Information

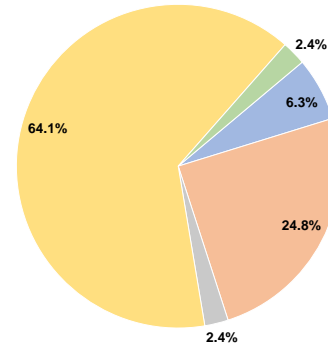
Sources of Operating Funds Expended

Fare Revenues	\$26,371	6.3%
Local Funds	\$103,213	24.8%
State Funds	\$9,815	2.4%
Federal Assistance	\$266,919	64.1%
Other Funds	\$10,000	2.4%
Total Operating Funds Expended	\$416,318	100.0%

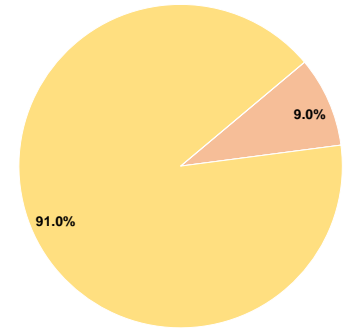
Sources of Capital Funds Expended

Fare Revenues	\$0	0.0%
Local Funds	\$467	9.0%
State Funds	\$0	0.0%
Federal Assistance	\$4,700	91.0%
Other Funds	\$0	0.0%
Total Capital Funds Expended	\$5,167	100.0%

Operating Funding Sources



Capital Funding Sources



Modal Characteristics

Operation Characteristics

Vehicles Operated at Maximum Service

Mode	Directly Operated	Purchased Transportation	Operating Expenses	Fare Revenues	Uses of Capital Funds	Annual Unlinked Trips	Annual Vehicle Revenue Miles	Annual Vehicle Revenue Hours
Bus	-	4	\$416,318	\$26,371	\$5,167	93,825	113,068	7,497
Total	-	4	\$416,318	\$26,371	\$5,167	93,825	113,068	7,497

Performance Measures

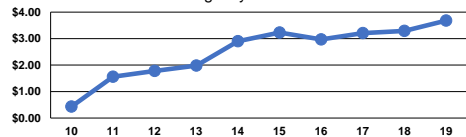
Service Efficiency

Mode	Operating Expenses per Vehicle Revenue Mile	Operating Expenses per Vehicle Revenue Hour
Bus	\$3.68	\$55.53
Total	\$3.68	\$55.53

Service Effectiveness

Mode	Operating Expenses per Unlinked Passenger Trip	Unlinked Trips per Vehicle Revenue Mile	Unlinked Trips per Vehicle Revenue Hour
Bus	\$4.44	0.8	12.5
Total	\$4.44	0.8	12.5

Operating Expense per Vehicle Revenue Mile: Agency Total



Unlinked Passenger Trips per Vehicle Revenue Mile: Agency Total

