

Central Area Rural Transit System, Inc.

2019 Annual Agency Profile

General Information

Service Consumption

22,084 Annual Unlinked Trips (UPT)

Service Supplied

217,424 Annual Vehicle Revenue Miles (VRM)
11,966 Annual Vehicle Revenue Hours (VRH)

Summary of Operating Expenses (OE)

\$939,697 Total Operating Expenses

Database Information

NTDID: 0R04-00378

Reporter Type: Rural General Public Transit

Financial Information

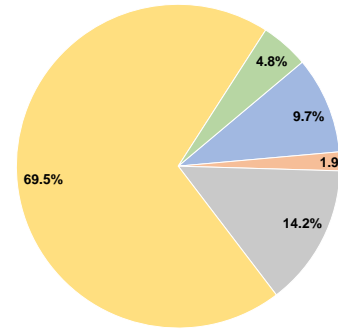
Sources of Operating Funds Expended

Fare Revenues	\$91,138	9.7%
Local Funds	\$17,637	1.9%
State Funds	\$133,130	14.2%
Federal Assistance	\$652,676	69.5%
Other Funds	\$45,116	4.8%
Total Operating Funds Expended	\$939,697	100.0%

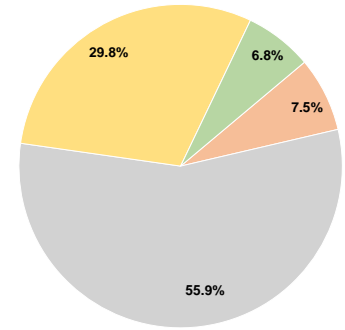
Sources of Capital Funds Expended

Fare Revenues	\$0	0.0%
Local Funds	\$9,983	7.5%
State Funds	\$74,805	55.9%
Federal Assistance	\$39,931	29.8%
Other Funds	\$9,073	6.8%
Total Capital Funds Expended	\$133,792	100.0%

Operating Funding Sources



Capital Funding Sources



Modal Characteristics

Operation Characteristics

Vehicles Operated at Maximum Service

Mode	Directly Operated	Purchased Transportation	Operating Expenses	Fare Revenues	Uses of Capital Funds	Annual Unlinked Trips	Annual Vehicle Revenue Miles	Annual Vehicle Revenue Hours
Demand Response	10	-	\$788,907	\$79,477	\$133,792	16,699	189,108	8,462
Demand Response - Taxi	-	25	\$150,790	\$11,661	\$0	5,385	28,316	3,504
Total	10	25	\$939,697	\$91,138	\$133,792	22,084	217,424	11,966

Performance Measures

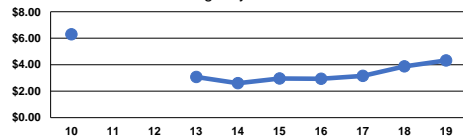
Service Efficiency

Mode	Operating Expenses per Vehicle Revenue Mile	Operating Expenses per Vehicle Revenue Hour
Demand Response	\$4.17	\$93.23
Demand Response - Taxi	\$5.33	\$43.03
Total	\$4.32	\$78.53

Service Effectiveness

Mode	Operating Expenses per Unlinked Passenger Trip	Unlinked Trips per Vehicle Revenue Mile	Unlinked Trips per Vehicle Revenue Hour
Demand Response	\$47.24	0.1	2.0
Demand Response - Taxi	\$28.00	0.2	1.5
Total	\$42.55	0.1	1.8

Operating Expense per Vehicle Revenue Mile: Agency Total



Unlinked Passenger Trips per Vehicle Revenue Mile: Agency Total

