

General Information

Urbanized Area (UZA) Statistics - 2010 Census

Manchester, NH
 86 **Square Miles**
 158,377 **Population**
 209 **Pop. Rank out of 498 UZAs**

Service Area Statistics

63 **Square Miles**
 135,366 **Population**

Service Consumption

409,319 **Annual Unlinked Trips (UPT)**

Service Supplied

646,729 **Annual Vehicle Revenue Miles (VRM)**
 55,121 **Annual Vehicle Revenue Hours (VRH)**

Database Information

NTDID: 10002

Reporter Type: Reduced Reporter

Financial Information

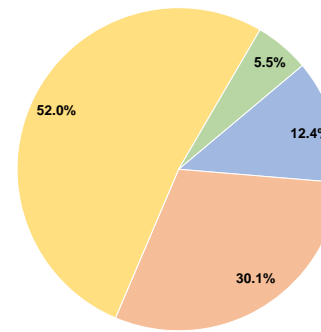
Sources of Operating Funds Expended

Fare Revenues	\$513,954	12.4%
Local Funds	\$1,243,069	30.1%
State Funds	\$0	0.0%
Federal Assistance	\$2,149,877	52.0%
Other Funds	\$226,575	5.5%
Total Operating Funds Expended	\$4,133,475	100.0%

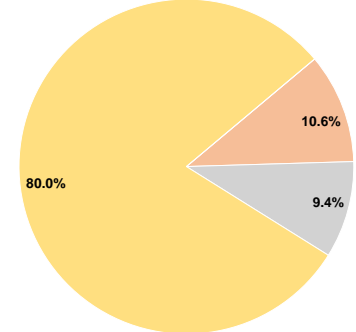
Sources of Capital Funds Expended

Fare Revenues	\$0	0.0%
Local Funds	\$133,063	10.6%
State Funds	\$117,092	9.4%
Federal Assistance	\$1,000,595	80.0%
Other Funds	\$0	0.0%
Total Capital Funds Expended	\$1,250,750	100.0%

Operating Funding Sources



Capital Funding Sources



Modal Characteristics

Operation Characteristics

Vehicles Operated at Maximum Service

Mode	Directly Operated	Purchased Transportation	Operating Expenses	Fare Revenues	Uses of Capital Funds	Annual Unlinked Trips	Annual Vehicle Revenue Miles	Annual Vehicle Revenue Hours	Average Fleet Age in Years ^a
Demand Response	5	-	\$702,365	\$45,177	\$108,645	10,192	81,171	7,812	4.9
Bus	14	-	\$3,431,110	\$468,777	\$1,142,105	399,127	565,558	47,309	9.5
Total	19	-	\$4,133,475	\$513,954	\$1,250,750	409,319	646,729	55,121	

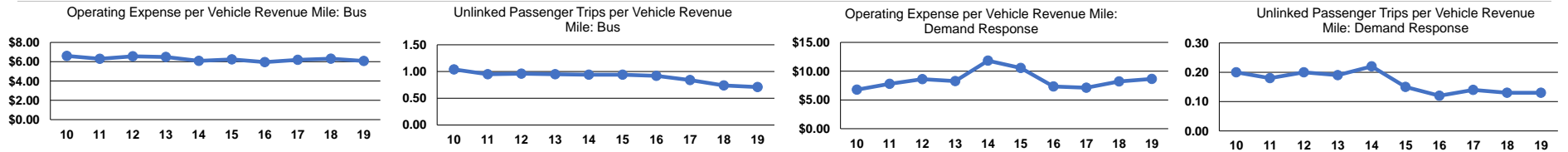
Performance Measures

Service Efficiency

Mode	Operating Expenses per Vehicle Revenue Mile	Operating Expenses per Vehicle Revenue Hour
Demand Response	\$8.65	\$89.91
Bus	\$6.07	\$72.53
Total	\$6.39	\$74.99

Service Effectiveness

Mode	Operating Expenses per Unlinked Passenger Trip	Unlinked Trips per Vehicle Revenue Mile	Unlinked Trips per Vehicle Revenue Hour
Demand Response	\$68.91	0.1	1.3
Bus	\$8.60	0.7	8.4
Total	\$10.10	0.6	7.4



Notes:
^aDemand Response - Taxi (DT) and non-dedicated fleets do not report fleet age data.