

City of South Portland dba South Portland Bus Service

2019 Annual Agency Profile

Director: Mr. Arthur Handman
207-767-5556

General Information

Urbanized Area (UZA) Statistics - 2010 Census

Portland, ME
136 Square Miles
203,914 Population
177 Pop. Rank out of 498 UZAs

Service Area Statistics

14 Square Miles
25,200 Population

Service Consumption

259,640 Annual Unlinked Trips (UPT)

Service Supplied

226,251 Annual Vehicle Revenue Miles (VRM)
19,404 Annual Vehicle Revenue Hours (VRH)

Database Information

NTDID: 10112

Reporter Type: Reduced Reporter

Financial Information

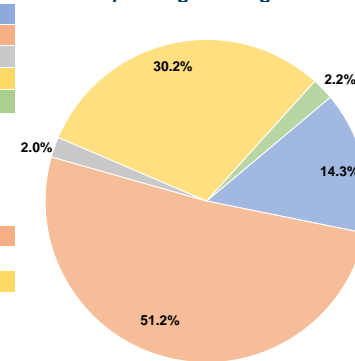
Sources of Operating Funds Expended

Fare Revenues	\$219,151	14.3%
Local Funds	\$784,971	51.2%
State Funds	\$31,240	2.0%
Federal Assistance	\$463,538	30.2%
Other Funds	\$33,730	2.2%
Total Operating Funds Expended	\$1,532,630	100.0%

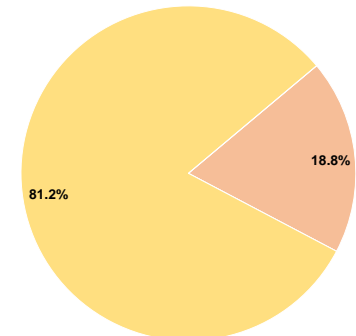
Sources of Capital Funds Expended

Fare Revenues	\$0	0.0%
Local Funds	\$57,122	18.8%
State Funds	\$0	0.0%
Federal Assistance	\$246,356	81.2%
Other Funds	\$0	0.0%
Total Capital Funds Expended	\$303,478	100.0%

Operating Funding Sources



Capital Funding Sources



Modal Characteristics

Operation Characteristics

Vehicles Operated at Maximum Service

Mode	Directly Operated	Purchased Transportation	Operating Expenses	Fare Revenues	Uses of Capital Funds	Annual Unlinked Trips	Annual Vehicle Revenue Miles	Annual Vehicle Revenue Hours	Average Fleet Age in Years ^a
Bus	7	-	\$1,532,630	\$219,151	\$303,478	259,640	226,251	19,404	5.7
Total	7	-	\$1,532,630	\$219,151	\$303,478	259,640	226,251	19,404	

Performance Measures

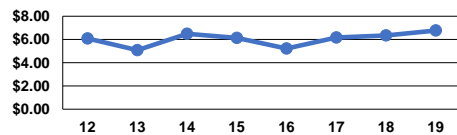
Service Efficiency

Mode	Operating Expenses per Vehicle Revenue Mile	Operating Expenses per Vehicle Revenue Hour
Bus	\$6.77	\$78.99
Total	\$6.77	\$78.99

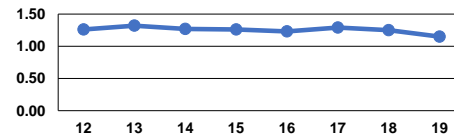
Service Effectiveness

Mode	Operating Expenses per Unlinked Passenger Trip	Unlinked Trips per Vehicle Revenue Mile	Unlinked Trips per Vehicle Revenue Hour
Bus	\$5.90	1.1	13.4
Total	\$5.90	1.1	13.4

Operating Expense per Vehicle Revenue Mile: Bus



Unlinked Passenger Trips per Vehicle Revenue Mile: Bus



Notes:

^aDemand Response - Taxi (DT) and non-dedicated fleets do not report fleet age data.