

# Biddeford-Saco-Old Orchard Beach Transit Committee Shuttle Bus

2019 Annual Agency Profile

Executive Director: Mr. Tony Scavuzzo  
(207) 283-3645

## General Information

### Urbanized Area (UZA) Statistics - 2010 Census

Portland, ME  
136 **Square Miles**  
203,914 **Population**  
177 **Pop. Rank out of 498 UZAs**

### Other UZAs Served

0 Maine Non-UZA

### Service Area Statistics

90 **Square Miles**  
67,302 **Population**

### Service Consumption

366,527 **Annual Unlinked Trips (UPT)**

### Service Supplied

570,791 **Annual Vehicle Revenue Miles (VRM)**  
35,861 **Annual Vehicle Revenue Hours (VRH)**

### Database Information

NTDID: 10114

Reporter Type: Reduced Reporter

## Financial Information

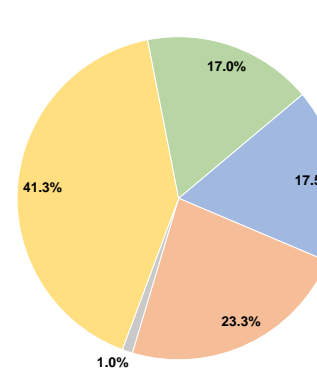
### Sources of Operating Funds Expended

Fare Revenues	\$524,037	17.5%
Local Funds	\$696,574	23.3%
State Funds	\$31,145	1.0%
Federal Assistance	\$1,235,960	41.3%
Other Funds	\$508,241	17.0%
<b>Total Operating Funds Expended</b>	<b>\$2,995,957</b>	<b>100.0%</b>

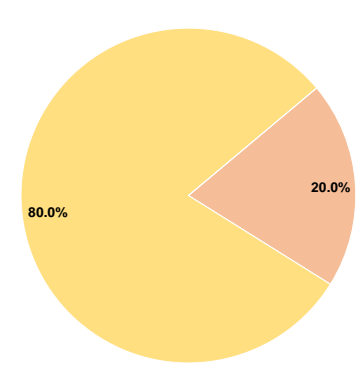
### Sources of Capital Funds Expended

Fare Revenues	\$0	0.0%
Local Funds	\$47,019	20.0%
State Funds	\$0	0.0%
Federal Assistance	\$188,076	80.0%
Other Funds	\$0	0.0%
<b>Total Capital Funds Expended</b>	<b>\$235,095</b>	<b>100.0%</b>

### Operating Funding Sources



### Capital Funding Sources



## Modal Characteristics

### Operation Characteristics

#### Vehicles Operated at Maximum Service

Mode	Directly Operated	Purchased Transportation	Operating Expenses	Fare Revenues	Uses of Capital Funds	Annual Unlinked Trips	Annual Vehicle Revenue Miles	Annual Vehicle Revenue Hours	Average Fleet Age in Years <sup>a</sup>
Bus	22	-	\$2,995,957	\$524,037	\$235,095	366,527	570,791	35,861	15.8
<b>Total</b>	<b>22</b>	<b>-</b>	<b>\$2,995,957</b>	<b>\$524,037</b>	<b>\$235,095</b>	<b>366,527</b>	<b>570,791</b>	<b>35,861</b>	

### Performance Measures

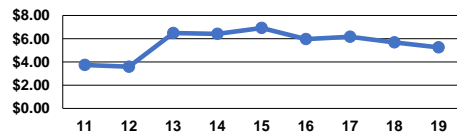
#### Service Efficiency

Mode	Operating Expenses per Vehicle Revenue Mile	Operating Expenses per Vehicle Revenue Hour
Bus	\$5.25	\$83.54
<b>Total</b>	<b>\$5.25</b>	<b>\$83.54</b>

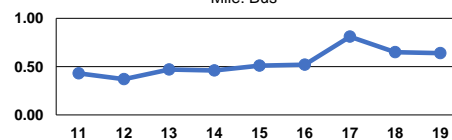
#### Service Effectiveness

Mode	Operating Expenses per Unlinked Passenger Trip	Unlinked Trips per Vehicle Revenue Mile	Unlinked Trips per Vehicle Revenue Hour
Bus	\$8.17	0.6	10.2
<b>Total</b>	<b>\$8.17</b>	<b>0.6</b>	<b>10.2</b>

Operating Expense per Vehicle Revenue Mile: Bus



Unlinked Passenger Trips per Vehicle Revenue Mile: Bus



#### Notes:

<sup>a</sup>Demand Response - Taxi (DT) and non-dedicated fleets do not report fleet age data.