

General Information

Urbanized Area (UZA) Statistics - 2010 Census

Dover-Rochester, NH-ME
 66 **Square Miles**
 88,087 **Population**
 331 **Pop. Rank out of 498 UZAs**

Other UZAs Served

329 Portsmouth, NH-ME, 0 New Hampshire Non-UZA

Service Area Statistics

51 **Square Miles**
 79,000 **Population**

Service Consumption

1,084,633 **Annual Unlinked Trips (UPT)**

Service Supplied

389,148 **Annual Vehicle Revenue Miles (VRM)**
 25,879 **Annual Vehicle Revenue Hours (VRH)**

Database Information

NTDID: 10119

Reporter Type: Reduced Reporter

Financial Information

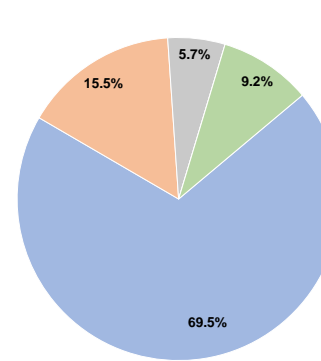
Sources of Operating Funds Expended

Fare Revenues	\$1,907,827	69.5%
Local Funds	\$426,236	15.5%
State Funds	\$157,290	5.7%
Federal Assistance	\$0	0.0%
Other Funds	\$253,707	9.2%
Total Operating Funds Expended	\$2,745,060	100.0%

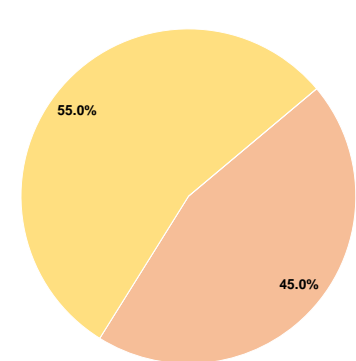
Sources of Capital Funds Expended

Fare Revenues	\$0	0.0%
Local Funds	\$960,633	45.0%
State Funds	\$0	0.0%
Federal Assistance	\$1,174,107	55.0%
Other Funds	\$0	0.0%
Total Capital Funds Expended	\$2,134,740	100.0%

Operating Funding Sources



Capital Funding Sources



Modal Characteristics

Operation Characteristics

Vehicles Operated at Maximum Service

Mode	Directly Operated	Purchased Transportation	Operating Expenses	Fare Revenues	Uses of Capital Funds	Annual Unlinked Trips	Annual Vehicle Revenue Miles	Annual Vehicle Revenue Hours	Average Fleet Age in Years ^a
Bus	25	-	\$2,745,060	\$1,907,827	\$2,134,740	1,084,633	389,148	25,879	7.4
Total	25	-	\$2,745,060	\$1,907,827	\$2,134,740	1,084,633	389,148	25,879	

Performance Measures

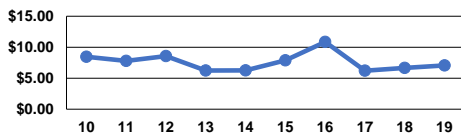
Service Efficiency

Mode	Operating Expenses per Vehicle Revenue Mile	Operating Expenses per Vehicle Revenue Hour
Bus	\$7.05	\$106.07
Total	\$7.05	\$106.07

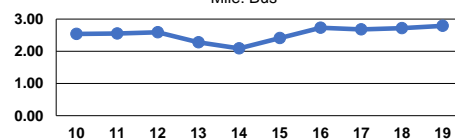
Service Effectiveness

Mode	Operating Expenses per Unlinked Passenger Trip	Unlinked Trips per Vehicle Revenue Mile	Unlinked Trips per Vehicle Revenue Hour
Bus	\$2.53	2.8	41.9
Total	\$2.53	2.8	41.9

Operating Expense per Vehicle Revenue Mile: Bus



Unlinked Passenger Trips per Vehicle Revenue Mile: Bus



Notes:

^aDemand Response - Taxi (DT) and non-dedicated fleets do not report fleet age data.